

KEY INVESTOR INFORMATION

This document provides you with key investor information about this Fund. It is not marketing material. The information is required by law to help you understand the nature and the risks of investing in this Fund. You are advised to read it so you can make an informed decision about whether to invest.

Aviva Investors UK Listed Equity Unconstrained Fund, Class 2, Income shares, GBP, a sub-fund of the Aviva Investors Investment Funds ICVC (ISIN: GB00B7RBQX91). The Fund is managed by Aviva Investors UK Fund Services Limited.

OBJECTIVES AND INVESTMENT POLICY

Objective: The Fund aims to grow your investment and provide an average annual net return greater than the FTSE® All-Share Index (the “Index”) over a rolling 5 year period by investing in shares of UK companies.

Core investment: At least 80% of the Fund will be invested in shares of UK companies (incorporated or domiciled in the UK), or non-UK companies which are listed in the UK or which have significant trading activities in the UK.

Other investments: The Fund may also invest in other shares, other funds (including funds managed by Aviva Investors companies), cash and deposits.

Strategy: The Fund is actively managed with an unconstrained investment style, allowing the Investment Manager the freedom to invest in selected companies of any size, and at any stage of the business cycle. This will include investing in market leading and mature companies with the potential for superior earnings growth and sustainable dividends, as well as identifying companies which are out of favour at a particular point in time but where there is a specific opportunity for the company's value to increase in the future.

Environmental, Social and Governance (ESG) factors: ESG factors are integrated into the investment process and considered alongside a range of financial metrics and research, but the investment manager retains discretion over which investments are selected. We also actively engage with companies and use voting rights with the aim of positively influencing company behaviour and helping to create competitive returns. In addition, the Fund has limited exclusions based on the Aviva investors' UK Responsible Investment policy. Further information on how we integrate ESG and the Aviva Investors' UK Responsible Investment policy into our investment approach, and how we engage with companies is available on our website and in the prospectus.

Performance & Risk Measurement: The Fund's performance is measured against the Index, after charges and taxes.

The Fund's investment process is not constrained by the Index, so it will not hold every company in the Index and may also hold companies that do not form part of it.

The Fund uses a “tracking error” to measure the consistency between the Fund's returns and the returns of the Index. In general, the lower the tracking error, the more consistent the Fund's returns are relative to the Index, and vice-versa. The Fund is expected to have an average yearly tracking error of between 3% and 8% when compared to the Index. However, as the Fund is

unconstrained by the range, it could operate outside of it and the Investment Manager has discretion on how best to position the Fund in seeking to achieve its outcome. Therefore, the Fund's returns could be very similar to or very different from the Index.

The Index represents the performance of all eligible companies listed on the London Stock Exchange, and 98% of the UK's market capitalisation (total market value of a company's outstanding shares).

The Index has been selected as a benchmark for performance and risk measurement because it is representative of the type of companies in which the Fund is likely to invest, and it is therefore an appropriate measure for the Fund's performance.

Note: FTSE® is a trade mark of the London Stock Exchange Group companies and is used by FTSE under licence. All rights in any FTSE index (the “Index”) vest in FTSE International Limited (“FTSE”). Aviva Investors UK Listed Equity Unconstrained Fund has been developed solely by Aviva Investors UK Fund Services Limited. Any FTSE Index is calculated by FTSE or its agent. FTSE and its licensors are not connected to and do not sponsor, advise, recommend, endorse or promote the Funds which refer to a FTSE Index and do not accept any liability whatsoever to any person arising out of (a) the use of, reliance on or any error in the Index or (b) investment in or operation of the relevant Funds. FTSE makes no claim, prediction, warranty or representation either as to the results to be obtained from the relevant Funds or the suitability of the Index for the purpose to which it is being put by Aviva Investors UK Fund Services Limited.

Recommendation: this Fund may not be appropriate for investors who plan to withdraw their money within 5 years.

Other information: You can buy and sell shares on any London business day.

This is an income share class and any distributions from the Fund will be paid to you.

For full investment objectives and policy details please refer to the Prospectus.

RISK AND REWARD PROFILE



Lower risk

Higher risk

Typically lower rewards

Typically higher rewards

This indicator is based on historical data, calculated using European Union rules, and may not be a reliable indication of the future risk profile of the Fund.

The risk and reward category shown is not guaranteed to remain unchanged and may change over time. The lowest category does not mean 'risk free'.

The value of investments and the income from them will change over time.

The Fund price may fall as well as rise and as a result you may not get back the original amount you invested.

The Fund has been allocated a risk number based on the historic volatility of its share price or where insufficient information is available appropriate asset classes.

Equities Risk: Equities can lose value rapidly, can remain at low prices indefinitely, and generally involve higher risks — especially market risk — than bonds or money market instruments. Bankruptcy or other financial restructuring can cause the issuer's equities to lose most or all of their value.

Full information on the risks applicable to the Fund is detailed in the Prospectus.

CHARGES

One-off charges taken before or after you invest

Entry charge None

Exit charge None

Charges taken from the Fund over a year

Ongoing charges 0.82%

Charges taken from the Fund under certain specific conditions

Performance fee None

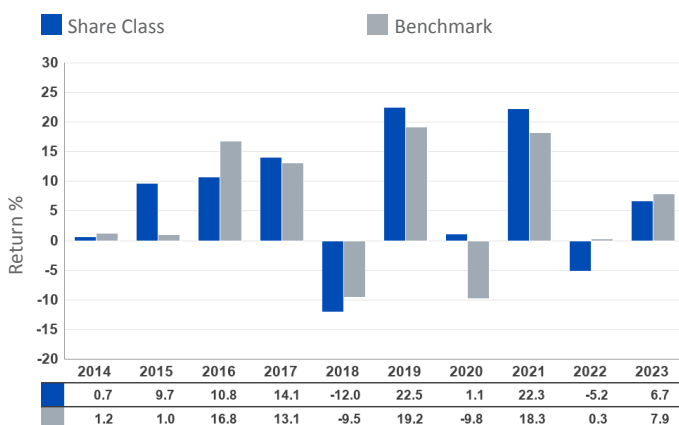
The charges you pay are used to pay the costs of running the Fund, including the costs of marketing and distributing it. These charges reduce the potential growth of your investment.

The entry and exit charges shown are the maximum that might be taken out of your money before it is invested / before the proceeds of your investment are paid out.

The ongoing charges figure is based on last year's expenses for the year ending 15 October 2023. The figure for ongoing charges excludes performance fees and portfolio transaction costs, except in the case of an entry/exit charge paid by the Fund when buying or selling units in another collective investment undertaking.

For more information about charges please see the charges sections of the Fund's Prospectus.

PAST PERFORMANCE



Past performance is no guide to future performance.

The past performance shown in the chart opposite takes into account all charges except entry charges.

The Share Class was launched on 20 August 2012.

Performance is calculated in the Share Class currency which is GBP.

Source: Aviva Investors/Morningstar as at 31 December 2023.

PRACTICAL INFORMATION

Depository - J.P. Morgan Europe Limited.

More practical information about the Fund and copies of the Prospectus and the latest annual and half yearly reports are available free of charge from Aviva Investors UK Fund Services Limited PO Box 10410, Chelmsford, CM99 2AY. These documents will be in English and cover the whole ICVC.

The latest published price of shares in the Fund and other information on the Fund, including how to buy and sell shares, is also available at www.avivainvestors.co.uk.

Shares other than Class 2 are offered by the Fund, as set out in the Prospectus.

You may switch between funds in the Aviva Investors Investments Funds ICVC. Details on switching are provided in the Prospectus.

The Fund is subject to the tax laws and regulations of the United Kingdom. Depending on your own country of residence, this might have an impact on your investment.

The liabilities of the Fund are segregated and the assets of this Fund will not be used to pay debts of other funds.

Aviva Investors UK Fund Services Limited may be held liable solely on the basis of any statement contained in this document that is misleading, inaccurate or inconsistent with the relevant parts of the Prospectus for the Fund.

The details of the up-to-date remuneration policy of the Management Company, including the composition of its remuneration committee, a description of the key remuneration elements and an overview of how remuneration is determined, are available on the website www.avivainvestors.com. A paper copy of the remuneration policy can be made available upon request and free of charge at the Management Company's registered office.

The sub-fund launched on 25 November 1974, is authorised in the United Kingdom and regulated by The Financial Conduct Authority. Aviva Investors UK Fund Services Limited is authorised in the United Kingdom and regulated by The Financial Conduct Authority.

This document provides you with key investor information about this fund. It is not marketing material. The information is required by law to help you understand the nature and the risks of investing in this fund. You are advised to read it so you can make an informed decision about whether to invest.

AXA Global Short Duration Bond Fund

A Sub-Fund of AXA Fixed Interest Investment ICVC

Share class : AXA Global Short Duration Bond Fund Z Income GBP (ISIN : GB00BDFZQW47)

This Sub-Fund is managed by AXA Investment Managers UK Limited, part of the AXA IM Group

Objective and Investment Policy

Investment Objective

The aim of the Fund is to provide income combined with any capital growth over a period of three years or less.

Investment Policy

The Fund invests at least 80% of its Net Asset Value in bonds (including index-linked bonds) with a bias towards shorter maturities (less than five years) and money market instruments, issued by governments and companies diversified globally (including emerging markets), with the aim of reducing the effect of fluctuations in interest rates and market volatility while generating an income return. The Fund may invest up to 60% of its Net Asset Value in 'sub-investment grade' bonds (meaning bonds with a rating of BB+ and below by Standard & Poor or equivalent rating by Moody's or Fitch). The fund manager seeks to reduce the effect of credit risk through diversification and its analysis and selection of bonds and money market instruments.

To avoid investing in bonds issued by companies which present excessive degrees of environmental, social and governance (ESG) risk, the fund manager applies AXA Investment Managers' (AXA IM's) sector specific investment guidelines relating to responsible investment to the Fund. Such guidelines exclude investment in soft commodity derivatives or exposure to certain companies based on their involvement in specific sectors (such as unsustainable palm oil production, controversial weapons and climate risks). The fund manager also applies the AXA IM's ESG Standards policy. This policy excludes investment in companies based on: tobacco production; manufacture of white phosphorus weapons; certain criteria relating to human rights and anti-corruption as well as other environmental, social and governance (ESG) factors. The AXA IM's ESG Standards policy and AXA IM's sector specific investment guidelines are subject to change and the latest copies available from the fund manager on request.

Further, in selecting investments, the fund manager will, in addition to the application of the above policies, take into account the issuer's ESG score as one factor within its broader analysis of the issuer to make selections which are expected to generate an income return. It is, however, just one component of the fund manager's investment process and ESG scores are not the principal driver of investment decision making. The fund manager believes that issuers with higher ESG scores manage risk associated with ESG issues more effectively, contributing to better financial performance of such issuers in the long term. ESG scores are obtained from our selected external provider(s) and may be adjusted by the fund manager using its own research. The fund manager will not invest in bonds with the lowest ESG

scores, save in exceptional circumstances.

If the fund manager deems that an investment no longer meets the criteria set out in this investment policy or its expectations in terms of that investment's prospects for achieving income and capital growth, the fund manager will disinvest as soon as practicable having regard to the best interests of the Fund's investors and in accordance with its best execution policy.

The Fund does not have a benchmark to measure its financial performance. SONIA Compounded Index may be used by investors to compare the Fund's financial performance, which the fund manager believes best reflects the outcome of the Fund's short duration investment strategy when used to compare the performance of the Fund over a minimum period of three years. Investors should note that the SONIA Compounded Index is a cash-based index, which the fund manager has selected as an appropriate comparator given the absence of a suitable bond index, and therefore does not take account of the specific risks relevant to the Fund. The Fund may also invest in other transferable securities, cash, deposits and units in collective investment schemes (including those that are operated by the fund manager). The Fund may use derivatives for Efficient Portfolio Management. Use may be made of stock lending, borrowing, cash holding and hedging techniques permitted in the applicable Financial Conduct Authority rules.

Income

Income from investments in the Fund may be paid out to you directly if you hold income shares.

Fund Currency

The reference currency of the Fund is Sterling.

Investment Horizon

This Fund may not be suitable for investors who plan to withdraw their contribution within three years.

Processing of subscription and redemption orders


Your orders to buy, sell or transfer shares in the Fund, must be received by the Administrator by 12 noon on any working day to receive that day's Fund price. Please note that if your order is placed by an intermediary or Financial Adviser, they may require extra processing time.

The Net Asset Value of this Fund is calculated on a daily basis.

Minimum initial investment: £100,000

Minimum subsequent investment: £5,000

Risk and Reward Profile



The risk category is based on simulated performance or performance of funds of this type and may not be a reliable indicator of the Fund's future risk profile.

The risk category shown is not guaranteed and may shift over time.

The lowest category does not mean risk free.

Why is this Fund in this category?

The capital of the Sub-Fund is not guaranteed. The Sub-Fund is invested in financial markets and uses techniques and instruments which are subject to some levels of variation, which may result in gains or losses.

Additional Risks (risks materially relevant to the fund which are not adequately captured by the indicator)

Counterparty Risk: failure by any counterparty to a transaction (e.g. derivatives and securities lending) with the Fund to meet its obligations may adversely affect the value of the Fund. The Fund may receive assets from the counterparty to protect against any such adverse effect but there is a risk that the value of such assets at the time of the failure would be insufficient to cover the loss to the Fund.

Derivatives: derivatives can be more volatile than the underlying asset and may result in greater fluctuations to the Fund's value. In the case of derivatives not traded on an exchange they may be subject to additional counterparty and liquidity risk.

Geopolitical Risk: investments issued or traded on markets in different countries may involve the application of different standards and rules (including local tax policies and restrictions on investments and movement of currency), which may be subject to change. The Fund's value may therefore be impacted by those standards/rules (and any changes to them) as well as

the political and economic circumstances of the country/region in which the Fund is invested.

Hedging Risk: Currency Hedging within the Fund seeks to reduce the impact of exchange rate movements of the investments' currencies relative to the fund's base currency. Over a period of time the hedging strategy itself may create a positive or negative impact to the value of the Fund, mainly due to differences in short-term interest rates between the currencies.

Interest Rate Risk: fluctuations in interest rates will change the value of bonds, impacting the value of the Fund. Generally, when interest rates rise, the value of the bonds fall and vice versa. The valuation of bonds will also change according to market perceptions of future movements in interest rates.

Emerging Market Risks: emerging markets or less developed countries may face more political, economic or structural challenges than developed countries. As a result, investments in such countries may cause greater fluctuations in the Fund's value than investments in more developed countries.

Liquidity Risk: some investments may trade infrequently and in small volumes. As a result the Fund manager may not be able to sell at a preferred time or volume or at a price close to the last quoted valuation. The Fund manager may be forced to sell a number of such investments as a result of a large redemption of shares in the Fund. Depending on market conditions, this could lead to a significant drop in the Fund's value and in extreme circumstances lead the Fund to be unable to meet its redemptions.

Credit Risk: the risk that an issuer of bonds will default on its obligations to pay income or repay capital, resulting in a decrease in Fund value. The value of a bond (and, subsequently, the Fund) is also affected by changes in market perceptions of the risk of future default. The risk of default for high yield bonds may be greater.

Further explanation of the risks associated with an investment in this Fund can be found in the prospectus.

AXA Global Short Duration Bond Fund

Charges

The charges you pay are used to pay the cost of running the Fund, including the costs of marketing and distributing it. These charges reduce the potential growth of your investment.

One-off charges taken before or after you invest

Entry charge	none
Exit charge	none

This is the maximum that might be taken out of your money before it is invested.

Charges taken from the fund over a year

Ongoing Charges	0.43%
-----------------	-------

Charges taken from the fund under certain specific conditions

Performance fee	none
-----------------	------

The entry and exit charges shown are maximum figures. In some cases, you might pay less - you can find this out from your Financial Adviser.

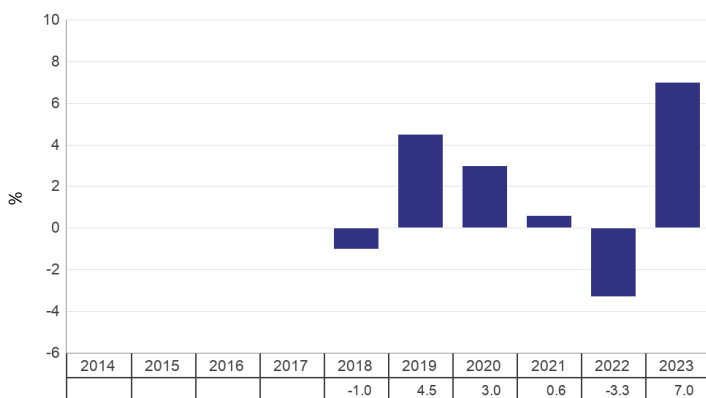
The ongoing charges figure is based on expenses for the previous twelve month period. This figure may vary from year to year. It excludes:

- Performance fees
- Portfolio transaction costs, except in the case of an entry/exit charge paid by the Fund when buying or selling units in another collective investment undertaking.

For more information about charges, please refer to AXA IM website: <https://www.axa-im.co.uk/important-information/fund-charges-and-costs> as well as the Fees and Expenses section of the prospectus which is available at <https://funds.axa-im.com>.

Past Performance

■ AXA Global Short Duration Bond Fund ZI
Income GBP (ISIN : GBO0BDFZQW47)



Past performance is not a reliable indicator of future results.

Past performance is shown after the deduction of ongoing charges. Any entry/exit fees are excluded from the calculation.

The Sub-Fund was launched on 18/04/2017 and the share class in 2017. Past performance has been calculated in Sterling and is expressed as a percentage change of the Fund's Net Asset Value at each year end.

Practical Information

Depositary:

HSBC Bank Plc
Registered Office
8 Canada Square
London, E14 5HQ

Further information:

More detailed information on this Fund, such as the prospectus as well as the latest annual and semi-annual report, can be obtained free of charge from the Fund's Management Company, the Administrator, the Fund's distributors, online at <https://www.axa-im.co.uk>, or by calling 0345 777 5511. These documents are available in English.

More share classes are available for this Sub-Fund. For more details about other share classes, please refer to the prospectus, which is available at <https://funds.axa-im.com/>.

Details of the up to date remuneration policy of the Management Company are published online at www.axa-im.com/important-information/remuneration-policy. This includes the description of how remuneration and benefits are awarded for employees, and information on the remuneration committee. The Management Company provides a paper copy free of charge upon request. A glossary of some of the terms used in this document can be found online at <https://retail.axa-im.co.uk/glossary>

Each Sub-Fund corresponds to a distinct part of the assets and liabilities of the UCITS. As a consequence, the assets of each Sub-Fund are segregated from the assets of the other Sub-Funds and exclusively available to satisfy the rights of investors in relation to that Sub-Fund and the right of creditors

whose claims have arisen in connection with the creation, the operation or the liquidation of that Sub-Fund.

Net Asset Value Publication:

The Net Asset Value per share is available at <https://www.axa-im.co.uk> and at the registered office of the Fund's Management Company.

Tax Legislation:

The Fund is subject to the tax laws and regulations of the United Kingdom. Depending on your own country of residence this might have an impact on your investments. For further details, you should consult a tax adviser.

Liability Statement:

AXA Investment Managers UK Limited may be held liable solely on the basis of any statement contained in this document that is misleading, inaccurate or inconsistent with the relevant parts of the prospectus for the Fund.

Switching between Funds:

Shareholders may apply for their shares to be converted into shares of another Fund, provided that the conditions for accessing the target share class are fulfilled. Investment would be at the Net Asset Value of the target fund, calculated at the applicable Valuation Point following receipt of the conversion request.

The redemption and subscription costs connected with the conversion may be charged to the shareholder as indicated in the prospectus.

For more details about how to switch Fund, please refer to the section in the Fund's prospectus entitled "Can I switch or convert shares and what are the implications?", which is available at <https://funds.axa-im.com>

KEY INVESTOR INFORMATION

EDENTREE RESPONSIBLE AND SUSTAINABLE

EUROPEAN EQUITY FUND

SHARE CLASS B GB0008448333

This document provides you with key investor information about this Fund. It is not marketing material. The information is required by law to help you understand the nature and the risks of investing in this Fund. You are advised to read it so you can make an informed decision about whether to invest.

This fund is a sub-fund of EdenTree Investment Funds – Series 1, an open ended investment company managed by EdenTree Investment Management Limited as the Authorised Corporate Director.

OBJECTIVES AND INVESTMENT POLICY

To achieve long-term capital growth over five years or more with an income through a diversified portfolio of European (ex-UK) companies.

The EdenTree Responsible and Sustainable European Equity Fund aims to invest at least 80% in European (ex-UK) companies by investing in companies which make a positive contribution to society and the environment through sustainable and socially responsible practices.

The portfolio will consist of at least 80% listed securities but the Manager may also invest in units in collective investment schemes, money-market instruments, derivatives and forward transactions, deposits, nil and partly-paid securities, bonds, convertible bonds, cash and near cash as deemed economically appropriate to meet the Fund's objective.

The Fund seeks to avoid investment in certain areas such as companies which have a material involvement (10% or more) in alcohol and tobacco production, weapon production, gambling, publication of violent or explicit materials, oppressive regimes, companies using animals to test cosmetic or household products, intensive farming, fossil fuel exploration and production and high interest lending.

The Fund favours companies that follow good Business Ethics, Corporate Governance, Employment & Labour practices, Environment and Climate Management, Human Rights, and Community Relations and is particularly positive on companies that contribute to Education, Health & Wellbeing, Social Infrastructure and Sustainable Solutions. We assess a diverse set of indicators of a company's approach to sustainability during our screening process. Further details of EdenTree's Responsible and Sustainable Investment Policy are available on request or can be downloaded from our website at www.edentreeim.com.

We do not currently intend to use derivatives for any purpose other than the efficient management of the Fund. Derivatives are financial instruments that can provide ways of benefiting from movements (up or down) in the price of underlying assets, such as stocks or bonds, without taking ownership of the assets themselves.

You may buy and sell shares on any day on which the London Stock Exchange is open for business.

Any income on the Fund will be paid out to you or you may choose to have it reinvested by purchasing additional shares.

The Fund may not be appropriate if you plan to withdraw your money within 5 years.

More information on the investment policy can be found in the full Prospectus which is available at

www.edentreeim.com/literature



RISK AND REWARD PROFILE

Lower risk = Typically lower rewards

Higher risk = Typically higher rewards



- The risk category above is not a measure of capital loss or gains, but of how very significant the rises and falls in the Share Class price have been historically.
- For example a Share Class whose price has experienced very significant rises and falls will be in a higher risk category, whereas a Share Class whose price has experienced less-significant rises and falls will be in a lower risk category.
- As the Share Class risk category has been calculated using historical data, it may not be a reliable indication of the Share Class future risk profile.
- Please note that the Share Class risk category may change in the future and is not guaranteed. The lowest risk category does not mean a risk-free investment.
- The Share Class is in risk category 6 as its price has experienced very significant rises and falls historically.

What risks are associated with this fund?

- The value of your investment and the income you get from it may fall as well as rise and you could get back less than you put in. What you get back when you cash in your investment will depend on investment performance.
- The entire market of European stocks and shares might decline. Most of the assets will be invested in European stockmarkets so could be affected by any change in these markets.
- Selecting stocks due to our ethical criteria means that the choice of stocks is limited to a subset of the stockmarket and this could lead to greater volatility.
- When investing in assets which are in currencies other than Sterling, exchange rate fluctuations can have a positive or negative impact on the value of your investment.

More details on all of the risks mentioned above can be found in the full Prospectus.

CHARGES FOR THIS FUND

The charges you pay are used to cover the costs of running the Fund, including the costs of marketing and distributing it. These charges reduce the potential growth of your investment.

One-off charges taken before or after you invest

Entry charge 0%

Exit charge None

This is the maximum that might be taken out of your money (before it is invested) (before the proceeds of your investment are paid out).

Charges taken from the Fund over a year

Ongoing charges 0.80%

Charges taken from the Fund under specific conditions

Performance fee None

The entry charge shown is a maximum figure. In some cases you might pay less – you can find this out from your financial adviser or distributor.

The ongoing charges figure is based on expenses for the year ending 31 December 2023. This figure may vary from year to year and excludes portfolio transaction costs.

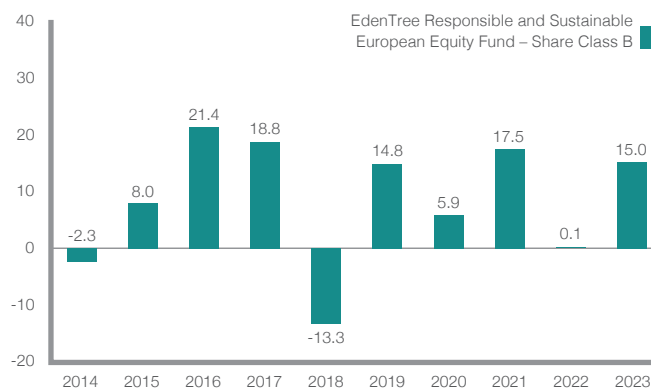
If you switch Funds within the EdenTree Investment Management range you will be charged a maximum 1% entry charge on your new Fund. The switching charge is currently set to zero.

For more information about charges, please see Appendix 1 of the Fund's Prospectus, which is available at www.edentreeim.com/literature

For further details, or to receive a free copy in English of the full Prospectus and the latest Report and Accounts, please contact us at:

EdenTree Investment Management
Sunderland SR43 4AU
Telephone 0800 358 3010
www.edentreeim.com

PAST PERFORMANCE



Bar chart showing the year by year percentage growth of the EdenTree Responsible and Sustainable European Equity Fund – Share Class B.

- The Fund was launched on 13 September 1999.
- This Share Class was launched on 13 September 1999.
- Performance figures are calculated in Sterling on a mid-price basis and include net reinvested income. The calculation incorporates the annual management charge and all other Fund expenses but excludes the entry charge
- The base currency of the Fund is Sterling.
- Past performance is not a guide to future returns.

PRACTICAL INFORMATION

- Depositary: The Bank of New York Mellon (International) Limited.
- The UK tax regime may have an impact on your personal tax position.
- You can check the latest prices for the Fund in the Financial Times or on our website.
- You are entitled to switch from this Fund to another Fund on request, subject to a switching charge.
- The authorised Fund Manager may be held liable solely on the basis of any statement contained in this document that is misleading, inaccurate or inconsistent with the relevant parts of the Prospectus for the Fund.
- The Fund has its own specific portfolio of assets and liabilities. The assets of the Fund belong exclusively to that Fund and shall not be used to discharge the liabilities of, or claims against, any other person or body, including the Company or any other Fund, and shall not be available for such purpose.
- The following share classes are available for the Fund: Income.

Information on the Authorised Fund Manager's current remuneration policy, including a description of how remuneration and benefits are calculated, the identity of persons responsible for awarding the remuneration and benefits, and the composition of the remuneration committee are available at www.edentreeim.com. Alternatively a paper copy is available free of charge on request.

This Fund is authorised in the United Kingdom and regulated by the Financial Conduct Authority. EdenTree Investment Management Limited is authorised in the United Kingdom and regulated by the Financial Conduct Authority.

This key investor information is accurate as at 1 February 2024.

EdenTree Investment Management Limited (EdenTree) Reg. No. 2519319. Registered in England at Benefact House, 2000, Pioneer Avenue, Gloucester Business Park, Brockworth, Gloucester, GL3 4AW, United Kingdom. EdenTree is authorised and regulated by the Financial Conduct Authority and is a member of the Investment Association. Firm Reference Number 527473.

FTF Martin Currie UK Equity Income Fund

Class W (inc) • ISIN GB00B7MKLS14 • A sub-fund of Franklin Templeton Funds

The management company is Franklin Templeton Fund Management Limited which is referred to in this document as the authorised corporate director or "ACD".

Objectives and Investment Policy

The Fund's primary aim is to generate an income that is higher than that of the FTSE All-Share Index, together with investment growth over a three to five-year period after all fees and costs are deducted.

There is no guarantee that the Fund will achieve its objective over this or any other time period. Capital invested is at risk and you may get back less than you paid in.

Core investment

The Fund invests at least two thirds (but typically significantly more) in the shares of companies listed on the London Stock Exchange. These companies are incorporated/domiciled in the UK or which have significant business operations in the UK.

Other investments

The Fund may also invest in:

- Debt securities or bonds (debt obligations that pay interest) issued by governments, government-related, supranational organisations or corporations;
- Convertible bonds (a type of corporate bond which can be exchanged for shares in the same organisation);
- Other types of transferable securities;
- Cash and cash equivalents;
- Money market instruments; and
- Other collective investment schemes (which may include collective investment schemes operated by the ACD or any of its associates). The Fund may not invest more than 10% in other collective investment schemes.

The Fund can use derivatives for efficient portfolio management (managing the fund in a way that is designed to reduce risk or cost and/or generate extra income or growth). However, the Fund can introduce more speculative use of derivatives in the future on 60 days' notice to investors. Derivatives are financial contracts whose value is linked to the price of another asset (e.g. indices, interest rates, share prices or currencies).

Geographic locations (where we invest)

The Fund focuses on investment in the UK although the Investment Manager has discretion to invest in any other country to a lesser extent.

How we select investments (investment strategy)

This Fund is actively managed, which means that the Investment Manager does not copy a benchmark when selecting investments for the Fund.

Typically, the number of holdings in the Fund will vary between 40 to 60 company shares and most of these will be the shares of large (such as those

making up the FTSE 100 Index) companies.

The Investment Manager does not intend to invest in every company in the FTSE All-Share Index and have the freedom to invest up to 10% of the Fund's assets outside of it.

Any proportion of the Fund can be invested into specific industry sectors, but the Investment Manager seeks to avoid any unintentional emphasis on a sector in a way that could increase the level of risk.

The Investment Manager tries to further reduce risk by making sure no single company share dominates the Fund's investments. Normally, the Investment Manager tries to keep shareholdings in any individual large company to no more than 5% of the Fund's total value, while a shareholding in any individual medium- and small-sized company would typically be no more than 2%.

ESG (environmental, social, and governance) factors

In selecting the Fund's investments, the Investment Manager assesses prospective investments against various ESG factors. These ESG factors are used to inform the Investment Manager's wider assessment of the value and financial attractiveness of each potential investment and exposures are adjusted accordingly. The Investment Manager may exclude investments depending on their assessment of ESG factors. In addition, the Investment Manager applies automatic exclusions for investments in certain sectors. For more detailed information about how the Investment Manager considers ESG, and a list of exclusions, please see the investment objective and policy in the prospectus for the Fund, available at www.franklintempleton.co.uk in the "Resources and Literature – "Fund Documents" tab.

Additional information:

You may request the sale of your shares in the Fund on any UK business day.

Recommendation: this Fund may not be appropriate for investors who plan to withdraw their money within five years.

For the income share class shown in this document, dividend income is distributed to investors.

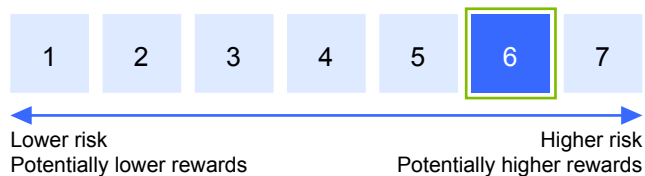
Terms to Understand

Shares of companies (equities): securities that represent an ownership stake in a company.

Transferable securities: investments such as shares or debt that can be bought and sold between investors.

Collective investment schemes: other investment funds, like the Fund.

Risk and Reward Profile



What does this indicator mean and what are its limits?

This indicator is designed to provide you with a measure of the price movement of this share class based on historical behavior.

Historical data may not be a reliable indication of the future risk profile of the Fund. The category shown is not guaranteed to remain unchanged and may shift over time.

The lowest category does not mean risk free.

Why is the Fund in this specific category?

The Fund invests mainly in equity securities listed on the London Stock Exchange, but may to a lesser extent also invest in debt securities or convertible securities of UK issuers. Such securities have historically been subject to price movements due to company-specific factors and movements in the equity and fixed income markets of the UK generally. As a result, the

performance of the Fund can fluctuate significantly over relatively short time periods.

Risks materially relevant not adequately captured by the indicator:

Charges from capital: the fund's fees and expenses may be taken from its capital (rather than income). This will result in an increase in income available for distribution to investors. However, this will forego some of the capital that the share class has available for future investment and potential growth.

Concentration risk: the risk that arises when a fund invests in relatively few holdings, few sectors or a restricted geographic area. Performance may be more volatile than a fund with a greater number of securities.

Equity risk: prices of equities may be affected by factors such as economic, political, market, and issuer-specific changes. Such changes may adversely affect the value of the equities regardless of company-specific performance.

Liquidity risk: the risk that arises when adverse market conditions affect the ability to sell assets when necessary. Such risk may be triggered by (but not limited to) unexpected events such as environmental disasters or pandemics. Reduced liquidity may have a negative impact on the price of the assets.

For a full discussion of all the risks applicable to this Fund, please refer to the "Risk Factors" section of the current prospectus of Franklin Templeton Funds.

Charges

One-off charges taken before or after you invest

Entry charge	0.00%
Exit charge	0.00%

This is the maximum that might be taken out of your money before it is invested (in the case of the entry charge) or before money is paid out to you when you sell shares in the Fund (in the case of the exit charge).

Charges taken from the Fund over a year

Ongoing charges	0.52%
------------------------	-------

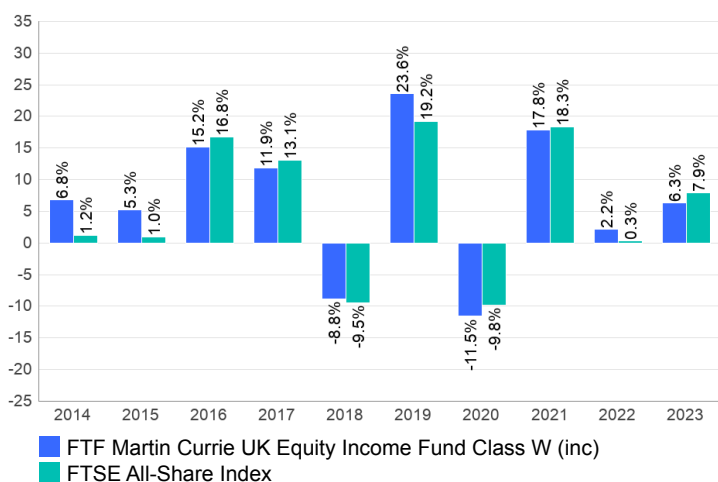
Charges taken from the Fund under certain specific conditions

Performance fee	Not applicable
------------------------	----------------

The ongoing charges figure is based on the expenses for the Fund for the year to December 2023 and it may vary from year to year. It is an estimate of the charges made to the Fund over a year to cover the costs of managing, operating, and distributing the Fund. Charges are deducted from the value of the assets held by the Fund and are reflected in the daily price that is used to buy and sell shares in the Fund. These charges reduce the potential growth of your investment and/or the income paid from it. For example, a Fund with an ongoing charges figure of 0.5%, means that an investor would pay £5 in charges over the course of a year for every £1,000 they had invested. Please note that the ongoing charge excludes some other costs (such as those incurred by the Fund when buying and selling securities) so total costs paid by investors each year may be slightly higher than the ongoing charges figure.

For detailed information about charges, please refer to the "Fees and Charges" section of the current prospectus of Franklin Templeton Funds and the Fund's annual report for details on the exact charges made.

Past Performance



- Past performance is not a guide to future performance.
- The past performance shown here includes all the ongoing charges.
- Past performance is calculated in GBP.
- The Fund was launched in 2011 and the present share class on 31/05/2012.
- We measure performance against the Fund's performance target, the FTSE All-Share Index, as it is widely available and reflects investments in the UK stock market.

Practical Information

- The Depository of Franklin Templeton Funds is The Bank of New York Mellon (International) Limited.
- You can obtain further information about the Fund, copies of its prospectus and the latest annual and semi-annual reports of Franklin Templeton Funds from the website www.franklintempleton.co.uk or free of charge from Franklin Templeton Fund Management Limited, Cannon Place, 78 Cannon Street, London EC4N 6HL or your financial adviser. These documents are each available in English.
- The latest prices and other practical information on the Fund (including information about the other share classes of the Fund) are available from Franklin Templeton Fund Management Limited, Cannon Place, 78 Cannon Street, London EC4N 6HL or www.franklintempleton.co.uk.
- Please note that the United Kingdom taxation regime may have an impact on your personal tax position. Please consult your financial or tax adviser before deciding to invest.
- Franklin Templeton Fund Management Limited may be held liable solely on the basis of any statement contained in this document that is misleading, inaccurate or inconsistent with the relevant parts of the prospectus of the Fund.
- The Fund is a sub-fund of Franklin Templeton Funds. The prospectus and the annual and semi-annual reports refer to all sub-funds of Franklin Templeton Funds. All sub-funds of Franklin Templeton Funds have segregated assets and liabilities. As a result, each sub-fund is operated independently from each other.
- You may exchange your shares in the Fund for shares in another sub-fund of Franklin Templeton Funds as further described in the prospectus.
- The details of the up-to-date remuneration policy, including, but not limited to, a description of how remuneration and benefits are calculated, the identity of persons responsible for awarding the remuneration and benefits including the composition of the remuneration committee, are available at www.franklintempleton.co.uk and a paper copy can be obtained free of charge.
- If you need any additional support to help you understand this document or any of our communications, please let the Client Services team know, and they will do their best to help you. The Client Services team can be contacted:
 - By email to enquiries@franklintempleton.co.uk; or
 - By telephone on 0800 305 306, or +44 20 7073 8690 if you are outside the UK; or
 - By writing to us, at: Franklin Templeton, PO Box 24064, Edinburgh, EH3 1EX.

KEY INVESTOR INFORMATION

This document provides you with Key Investor Information about this Fund. It is not marketing material. The information is required by law to help you understand the nature and the risks of investing in this Fund. You are advised to read it so you can make an informed decision about whether to invest.

Janus Henderson

UK Responsible Income Fund Class I Inc ISIN: GB0005030373

A sub-fund of Janus Henderson Sustainable/Responsible Funds, a UK OEIC managed by Janus Henderson Fund Management UK Limited.
Fund Currency: GBP Share Class Currency: GBP

Objective and investment policy

Objective

The Fund aims to provide an income with the potential for capital growth over the long term (5 years or more).

Investment policy

The Fund invests at least 80% of its assets in shares (also known as equities) of companies, of any size, in the UK. Companies will be incorporated, headquartered, or deriving significant revenue from, the UK. The Investment Manager seeks to identify companies with attractive long-term business models offering the potential for good dividend growth and capital returns over the long term. The Investment Manager applies exclusionary screens (in some cases subject to thresholds) to avoid companies involved in business activities that may be environmentally and/or socially harmful, as detailed in the "Exclusionary Approach" section in the Prospectus.

The Fund may also hold cash and other shares.

The Investment Manager may use derivatives (complex financial instruments) to reduce risk, to manage the Fund more efficiently, or to generate additional income for the Fund.

The Fund is actively managed with reference to the FTSE All Share Index, which is broadly representative of the companies in which it may invest, as this can provide a useful comparator for assessing the Fund's performance. The Investment Manager has discretion to choose investments for the Fund with weightings different to the index or not in the index.

As an additional means of assessing the performance of the Fund, the IA UK Equity Income sector average, which is based on a peer group of broadly similar funds, may also provide a useful comparator.

Strategy

The Investment Manager adopts a flexible and pragmatic investment process, designed with the intention of achieving its objective in a variety of market

conditions. The fund's investment process focuses on UK companies with good cash flow and growing dividends. More product-specific information, including our investment principles approach, can be found in the Document Library of the website at www.janushenderson.com. Further information as to how Janus Henderson approach ESG, including Janus Henderson's "ESG Investment Policy", can be found in the "About Us - Environmental, Social and Governance (ESG)" section of the website at www.janushenderson.com.

Other Information The Investment Manager will seek to promote environmental, social and/or governance (ESG) principles in managing the Fund, which may include the exclusion of issuers that the Investment Manager considers could contribute to significant ESG harm, as further described in the prospectus.

Distribution policy The Fund offers accumulation shares (shares in which net income is retained within the price) and income shares (shares in which net income may be paid out to investors).

Recommendation This Fund may not be appropriate for investors who plan to withdraw their money within 5 years.

The Fund is designed to be used only as one component of several in a diversified investment portfolio. Investors should consider carefully the proportion of their portfolio invested into this Fund.

You can buy, sell or switch shares in the Fund on any dealing day and according to certain restrictions, both defined in detail in the Company's Prospectus.

For an explanation of some of the terms used in this document, please visit the glossary on our website at www.janushenderson.com.

Risk and reward profile



The value of an investment and any income from it can go up or down. When you sell your shares they may be worth less than you paid for them.

The rating above is based on the historic volatility of the share class. Historic data may not be a reliable indication of the future risk profile of the Fund. The rating is not guaranteed and may change over time.

The share class appears at 6 out of 7. Share classes in higher categories have shown greater and/or more frequent variations in Net Asset Value in the past five years than those in lower categories. The lowest category does not mean risk free.

Other material risks not captured by the rating:

Equities Shares/Units can lose value rapidly, and typically involve higher risks than bonds or money market instruments. The value of your investment may fall as a result.

Country or Region If a Fund has a high exposure to a particular country or geographical region it carries a higher level of risk than a Fund which is more broadly diversified.

Responsible Investment The Fund follows a responsible investment approach, which may cause it to be underweight in certain sectors (due to the avoidance criteria employed) and thus perform differently than funds that have a similar financial objective but which do not apply any avoidance criteria when selecting investments.

Derivatives The Fund may use derivatives with the aim of reducing risk or managing the portfolio more efficiently. However this introduces other risks, in particular, that a derivative counterparty may not meet its contractual obligations.

Liquidity Securities within the Fund could become hard to value or to sell at a desired time and price, especially in extreme market conditions when asset prices may be falling, increasing the risk of investment losses.

Charges to Capital Some or all of the ongoing charges may be taken from capital, which may erode capital or reduce potential for capital growth.

Counterparty Risk and Operational Risk The Fund could lose money if a counterparty with which the Fund trades becomes unwilling or unable to meet its obligations, or as a result of failure or delay in operational processes or the failure of a third party provider.

For more information please see the Company's Prospectus.

Charges

The charges you pay are used to pay the costs of running the Fund, including the costs of managing and distributing it. These charges reduce the potential growth of your investment.

If you invest through a third party provider you are advised to consult them directly as charges, performance and terms and conditions may differ materially to those shown in this document.

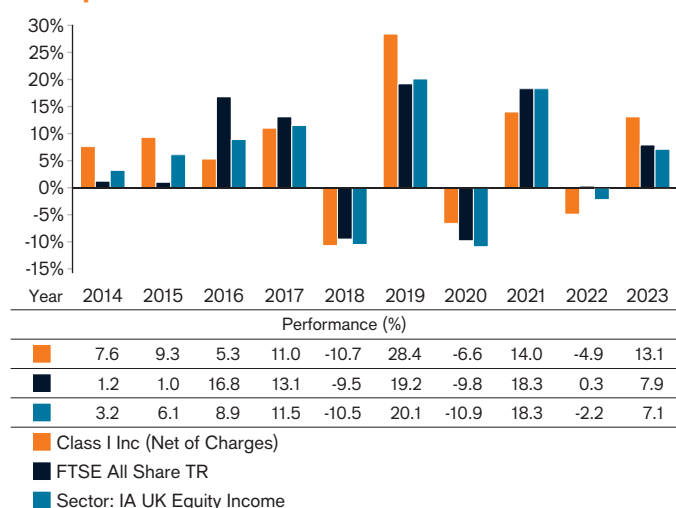
One-off charges taken before or after you invest*

Entry Charge	0.00%
Exit Charge	0.00%**

* The charges shown are maximum figures. In some cases you may pay less.

** Subject to a charge of up to 3.00% where the Manager suspects excessive trading by an investor (and specifically on subscriptions held for less than 90 days).

Past performance



Charges taken from the Fund over a year

Ongoing Charges	0.85%
-----------------	-------

The ongoing charges are based on actual annualised expenses for the period ending 31 March 2023. Ongoing charges may vary from year to year.

The figure for ongoing charges excludes portfolio transaction costs, except in the case of an initial charge paid by the Fund when buying shares or units in another Fund.

For more information about Charges please see the Company's Prospectus.

The past performance is calculated in GBP.

The Fund was launched in May 1995 and the share class was launched in June 1995.

Past performance does not predict future returns.

The past performance takes into account all charges except one-off charges.

The Fund does not aim to track the performance of the benchmark.

Practical information

Depository: NatWest Trustee and Depository Services Limited.

To obtain more information: This Key Investor Information Document may not contain all the information you need.

For the last published price of shares in the Fund or any additional information on the Fund, or to obtain the Company's prospectus or the annual/semi-annual report, please visit www.janushenderson.com. Documents are available free of charge in English and certain other languages. You may also contact the registered office of the Fund at 201 Bishopsgate, London EC2M 3AE, or your local representative office.

Tax: Investors should note that the tax legislation that applies to the Fund may have an impact on the personal tax position of their investment in the Fund.

Contact your adviser to discuss tax treatment, suitability of this investment, and other questions.

Notices: Janus Henderson Fund Management UK Limited may be held liable solely on the basis of any statement contained in this document

that is misleading, inaccurate or inconsistent with the relevant parts of the Prospectus for the Fund.

The assets of each sub-fund are segregated, meaning that each sub-fund is insulated from any losses or claims associated with the other sub-funds.

Further information about dealing and switching to other share classes of this Fund or other Funds in this OEIC may be obtained by visiting www.janushenderson.com or found in the Company's prospectus.

The details of the up-to-date remuneration policy of the Manager are available at www.janushenderson.com. A paper copy of the remuneration policy will be made available free of charge upon request. These include a description of how pay and benefits are worked out and the people or committee members responsible for awarding them.

The Fund and Janus Henderson Fund Management UK Limited are authorised in the UK and regulated by the Financial Conduct Authority ("FCA").

This Key Investor Information is accurate as at 12 February 2024.

Key Investor Information

This document provides you with key investor information about this Fund. It is not marketing material. The information is required by law to help you understand the nature and the risks of investing in this Fund. You are advised to read it so you can make an informed decision about whether to invest.

JPMorgan Fund II ICVC

ISIN: GB00BV9GHW68

JPM Global Bond Opportunities Fund C - Gross Income

a Share Class of JPMorgan Fund II ICVC – JPM Global Bond Opportunities Fund. The Authorised Corporate Director ("ACD") is JPMorgan Funds Limited

Objectives, Process and Policies

INVESTMENT OBJECTIVE

To provide income and capital growth over the long-term (5-10 years) by investing opportunistically in an unconstrained global portfolio of debt securities and currencies, using derivatives as appropriate.

INVESTMENT PROCESS

Investment approach

- Uses a globally integrated research driven investment process that focuses on analysing fundamental, quantitative and technical factors across countries, sectors and issuers.
- Uses an unconstrained approach to finding the best investment ideas across multiple fixed income sectors and countries, with a focus on generating long-term total returns.
- Dynamically shifts among sectors and countries and adjusts duration depending on market conditions.

Benchmark Bloomberg Multiverse Index hedged to GBP

Benchmark uses and resemblance

- The Fund is actively managed. The Benchmark is a Performance Comparator however the Fund will be managed without reference to its Benchmark. The Benchmark has been chosen as it reflects the main investment universe for the Fund.

POLICIES

Main investment exposure At least 80% of assets invested in debt securities of governments and their agencies, corporations, MBS/ABS (including covered bonds) and currencies. Issuers may be located anywhere in the world, including emerging markets, and may be rated investment grade, below-investment grade or unrated. The Fund may invest up to 10% in convertible bonds and 10% in contingent convertible bonds.

The Fund may use long and short positions (through derivatives) to vary exposure to countries, sectors, currencies and credit ratings which may be concentrated from time to time. The Fund may invest up to 100% in government and public securities and may hold up to 100% in cash and near cash until suitable investment opportunities are found.

The Fund may invest in onshore debt securities issued within the PRC through China-Hong Kong Bond Connect.

Other investment exposures Credit linked notes and structured products. Up to 10% in equity securities typically as a result of events relating to its debt securities such as conversions or restructures. The Fund may also use equity derivatives for hedging the equity exposure and reducing risk or volatility derived from certain exposure e.g. high yield which may at times be efficiently hedged using equity derivatives as certain fixed income and equity exposures can be correlated.

Derivatives Used for: investment purposes; efficient portfolio management; hedging. Types: see [Fund Derivative Usage table under How the Funds Use Derivatives, Instruments and Techniques](#) in the Prospectus. TRS including CFD: none. Global exposure calculation method: absolute VaR. Expected level of leverage from derivatives: 400% indicative only. Leverage may significantly exceed this level from time to time.

Currencies Fund Base Currency: GBP. Currencies of asset denomination: any. Hedging approach: predominantly hedged to Base Currency.

Redemption and Dealing Shares of the Fund may be redeemed on demand, with dealing normally on a daily basis.

Distribution Policy This Share Class will distribute income.

For an explanation of some of the terms used in this document, please visit the glossary on our website at <https://am.jpmorgan.com/gb/en/asset-management/per/funds/administrative-information/>.

Risk and Reward Profile



The above rating is based on the historic volatility of the Net Asset Value of the Share Class over the last five years and may not be a reliable indication of the future risk profile of the Share Class.

The risk and reward category shown above is not guaranteed to remain unchanged and may change over time.

A Share Class with the lowest risk rating does not mean a risk-free investment.

Why is this Share Class in this category? This Share Class is classified in category 4 because its Net Asset Value has shown medium fluctuations historically.

OTHER MATERIAL RISKS

The Fund is subject to **Investment risks** and **Other associated risks** from the techniques and securities it uses to seek to achieve its objective.

The table on the right explains how these risks relate to each other and the **Outcomes to the Shareholder** that could affect an investment in the Fund.

Investors should also read [Risk Descriptions](#) in the Prospectus for a full description of each risk.

[Investment risks](#) Risks from the Fund's techniques and securities

Techniques	Securities	
Concentration	China	– Investment grade debt
Derivatives	Contingent convertible bonds	– Below investment grade debt
Hedging	Convertible securities	– Unrated bonds
Short Positions	Credit Linked Notes	Emerging markets Equities
	Debt Securities	MBS/ABS
	– Government debt	Structured products

[Other associated risks](#) Further risks the Fund is exposed to from its use of the techniques and securities above

Credit Market	Liquidity Interest rate	Currency
---------------	-------------------------	----------

Outcomes to the Shareholder Potential impact of the risks above

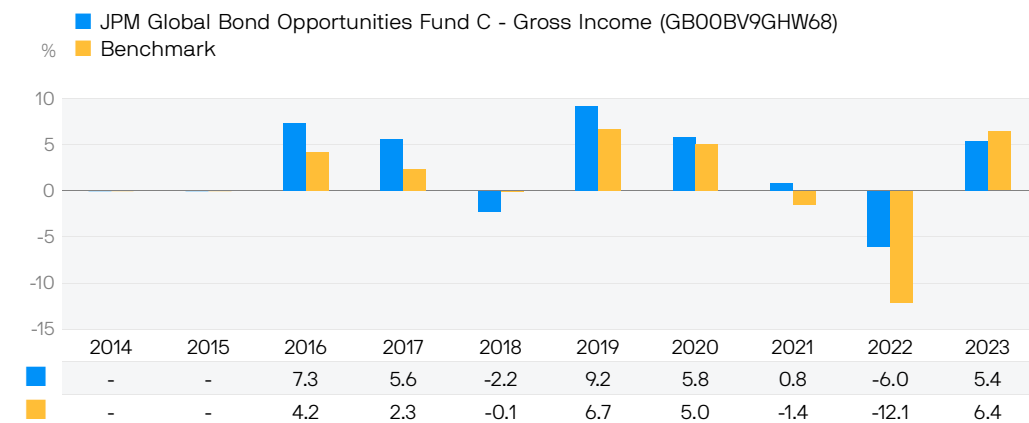
Loss Shareholders could lose some or all of their money.	Volatility Shares of the Fund will fluctuate in value.	Failure to meet the Fund's objective.
---	---	--

Charges

One-off charges taken before or after you invest		
Entry charge	None	This is the maximum that might be taken out of your money before it is invested or before the proceeds of your investment are paid out.
Exit charge	None	
Charges taken from this Share Class over a year		
Ongoing charge	0.65%	The ongoing charge is based on the last year's expenses to December 2023 and may vary from year to year.
Charges taken from this Share Class under certain specific conditions		
Performance fee	None	

- The actual entry and exit charges paid may be less. Information on charges can be obtained from the investor's financial adviser.
- The Prospectus permits a fee to be charged for switching between Funds but this fee is currently waived by the Authorised Corporate Director.
- Charges are used to pay the costs of running this Share Class. These charges reduce the potential growth of the investment.
- Further information about charges can be found in the "Share Classes and Costs" section of the Prospectus.

Past Performance



- Past performance is not a guide to future performance.
- Performance data has been calculated including tax, ongoing charges and portfolio transaction costs and excluding entry and exit charges, in GBP.
- Fund launch date: 2015.
- Share Class launch date: 2015.

Practical Information

Depository The fund depository is NatWest Trustee and Depository Services Limited

Further Information A copy of the Prospectus and latest annual and semi-annual financial report in English can be downloaded or ordered online from www.jpmorgan.co.uk/investor or are available free of charge upon request from our UK-based Investor Services Team on 0800 20 40 20 (or +44 1268 44 44 70 if calling from outside the UK) or by writing to J.P. Morgan Asset Management, Client Administration Centre, PO Box 12272, Chelmsford, CM99 2EL.

Share prices can be obtained online at www.jpmorgan.co.uk/investor or by telephoning 0800 20 40 20 (or +44 1268 44 44 70 if calling from outside the UK).

Please note if you call J.P. Morgan Asset Management, calls may be recorded and monitored for security and training purposes.

Remuneration Policy The ACD's Remuneration Policy can be found on <https://am.jpmorgan.com/gb/en/asset-management/gim/awm/legal/emea-remuneration-policy>. This policy includes details of how remuneration and benefits are calculated, including responsibilities and composition of the committee which oversees and controls the policy. A copy of this policy can be requested free of charge from the ACD.

Tax The Fund is subject to UK tax regulations. This may have an impact on an investor's personal tax position.

Legal Information JPMorgan Funds Limited may be held liable solely on the basis of any statement contained in this document that is misleading, inaccurate or inconsistent with the relevant parts of the Prospectus.

JPMorgan Fund II ICVC consists of separate Funds, each of which issues one or more Share Classes. This document is prepared for a specific Share Class. The Prospectus and annual and semi-annual financial reports are prepared for JPMorgan Fund II ICVC.

The Fund is part of JPMorgan Fund II ICVC. The assets and liabilities of each fund in JPMorgan Fund II ICVC are segregated by law. This means that the assets of the Fund belong exclusively to the Fund and will not be used to pay the liabilities of any other person or body, including JPMorgan Fund II ICVC or any other Fund within JPMorgan Fund II ICVC.

Switching and Conversion Investors may switch into Shares of another Fund of JPMorgan Fund II ICVC or convert Shares in one Class in a Fund to Shares of another Class in the same Fund subject to meeting any relevant eligibility requirements and minimum holding amounts. Further information can be found in "section 4.3.10 - Switching and Conversion of Shares" of the Prospectus.

Privacy Policy You should note that, if you contact J.P. Morgan Asset Management by telephone, those lines may be recorded and monitored for legal, security and training purposes. You should also take note that information and data from communications with you may be processed by J.P. Morgan Asset Management, acting as a data controller, in accordance with applicable data protection laws. Further information about processing activities of J.P. Morgan Asset Management can be found in the EMEA Privacy Policy, which is available at www.jpmorgan.com/emea-privacy-policy. Additional copies of the EMEA Privacy Policy are available on request.

This document provides you with key investor information about this Fund. It is not marketing material. The information is required by law to help you understand the nature and the risks of investing in this Fund. You are advised to read it so you can make an informed decision about whether to invest.

Liontrust Sustainable Future Monthly Income Bond Fund is a sub-fund of the Liontrust Investment Funds ICVC and categorised as a UCITS scheme. This document is based upon the B Inc class (ISIN: GB00B44MQ015). This Fund is managed by Liontrust Fund Partners LLP, a subsidiary of Liontrust Asset Management PLC.

Objective

- The Fund aims to produce monthly income payments together with capital growth through investment in sustainable securities.
- Total Return Target Benchmark: The Fund targets a net total return of at least the IBOXX GBP Corporates (5-15Y) index over the long term (rolling 5-year periods).

Policy

- The Fund is considered to be actively managed in reference to the benchmark(s) in the performance table by virtue of the fact that the performance fees payable to the Investment Adviser are calculated based on the performance of the Fund against the IBOXX GBP Corporates (5-15Y) benchmarks and against the relevant IA sector for performance comparison purposes. However, the benchmarks are not used to define the portfolio composition of the Fund and the Fund may be wholly invested in securities which are not constituents of the benchmarks.
- The Fund will invest a minimum of 80% of its assets in investment grade corporate bonds that are sterling denominated or hedged back to sterling.
- The Fund may also invest in government bonds, collective investment schemes (up to 10% of Fund assets), sub-investment grade bonds, other fixed income securities, warrants, cash, deposits and money market instruments.
- The investment objective of the Fund will be achieved through investment in securities that provide or produce sustainable products and services as well as having a progressive approach to the management of environmental, social and governance ("ESG") issues. All investments will be expected to conform to our social and environmental criteria as set out on the Liontrust website (liontrust.co.uk).
- The Fund is permitted to use derivatives and forwards for the purposes of efficient portfolio management and for investment purposes. The Fund will also use derivatives (specifically currency forwards, credit default swaps, interest rate swaps, bond futures and embedded derivatives), to manage the Fund's credit, currency and duration exposures. Please refer to the 'Use of Derivatives' section in the prospectus for further details.

Recommendation

- This Fund may not be appropriate for investors who plan to withdraw their money within 5 years.

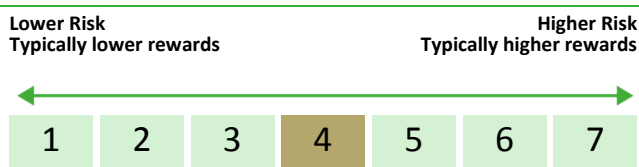
How to buy

- You may buy or sell shares on a daily basis (but not weekends or Bank Holidays). Orders must be received by 11:59am for execution at 12:00 midday valuation point on the same day. Further details can be found at www.liontrust.co.uk.

Investment process

- Macroeconomic analysis is used to determine the managers' top down view of the world and this helps shape all aspects of portfolio construction and appetite for risk. After this, the managers aim to focus on high-quality issuers and believe this can reduce bond specific risk. Their assessment of quality is a distinctive part of their process, in which they combine traditional credit analysis with a detailed sustainability assessment based on their proprietary model.
- The fund managers assess individual bonds for whether they believe the bonds offer attractive long-term returns and for absolute and relative valuations. There is no point in investing in a bond merely because it is cheap relative to others in the sector if the fund managers believe the total returns are not attractive to the end investor.
- The fund managers seek the best value bonds issued by high-quality issuers across the capital structure, along the maturity curve and that have been issued in the primary credit markets (UK, US and Europe).

Risk and reward profile



- This Synthetic Risk and Reward Indicator (SRRI) is based on historical data and may not be relied upon to gauge the future risk profile of the Fund.
- The SRRI shown is not guaranteed to remain the same and may shift over time.
- The lowest category (1) does not mean 'risk free'.
- The Fund's risk and reward category has been calculated using the methodology set by the European Commission. It is based upon the higher of the actual historical annualised volatility and the translated annualised volatility of the Fund based upon the internal Value at Risk limit.
- The Fund invests in investment grade corporate bonds that are sterling denominated or hedged back to sterling. The Fund may also invest in other eligible asset classes as detailed within the prospectus.
- All investments will be expected to conform to our social and environmental criteria.
- The Fund is categorised 4 primarily for its exposure to a diversified portfolio of bonds along with a number of derivative positions.
- The SRRI may not fully take into account the following risks:
 - Bonds are affected by changes in interest rates and their value and the income they generate can rise or fall as a result;
 - the creditworthiness of a bond issuer may also affect that bond's value. Bonds that produce a higher level of income usually also carry greater risk as such bond issuers may have difficulty in paying their debts. The value of a bond would be significantly affected if the issuer either refused to pay or was unable to pay.
- The Fund may, under certain circumstances, invest in derivatives, but it is not intended that their use will materially affect volatility. Derivatives are used to protect against currencies, credit and interest rate moves or for investment purposes. There is a risk that losses could be made on derivative positions or that the counterparties could fail to complete on transactions. The use of derivatives may create leverage or gearing resulting in potentially greater volatility or fluctuations in the net asset value of the Fund. A relatively small movement in the value of a derivative's underlying investment may have a larger impact, positive or negative, on the value of a fund than if the underlying investment was held instead. The use of derivative contracts may help us to control Fund volatility in both up and down markets by hedging against the general market.
- The Fund uses derivative instruments that may result in higher cash levels. Cash may be deposited with several credit counterparties (e.g. international banks) or in short-dated bonds. A credit risk arises should one or more of these counterparties be unable to return the deposited cash.
- The Fund's volatility limits are calculated using the Value at Risk (VaR) methodology. In high interest rate environments the Fund's implied volatility limits may rise resulting in a higher risk indicator score. The higher score does not necessarily mean the Fund is more risky and is potentially a result of overall market conditions.
- There is no guarantee that a total return will be generated over a three year time period or within another time period.
- The Fund may have both Hedged and Unhedged share classes available. The Hedged share classes use forward foreign exchange contracts to protect returns in the base currency of the Fund.
- The Fund may encounter liquidity constraints from time to time. Participation rates on advertised volumes could fall reflecting the less liquid nature of the current market conditions.
- Counterparty Risk: any derivative contract, including FX hedging, may be at risk if the counterparty fails.

SUSTAINABLE FUTURE MONTHLY INCOME BOND FUND

- The level of targeted income is not guaranteed.
- Investors in share classes with a performance fee will pay a variable performance fee amount that is based on the performance of the underlying share class, which is likely to result in different total fees being charged each year and, during periods of outperformance, higher total fees than that of a share class with no performance fee. A performance fee may be payable in case the share class has outperformed its benchmark but had a negative performance.
- ESG Risk: there may be limitations to the availability, completeness or accuracy of ESG information from third-party providers, or inconsistencies in the consideration of ESG factors across different third party data providers, given the evolving nature of ESG.
- For full details of the Fund's risks, please see the prospectus which may be obtained from Liontrust (address overleaf) or online at www.liontrust.co.uk.

Charges for this fund

- The charges you pay are used to pay the costs of running the Fund, including the costs of marketing and distributing it. These charges reduce the potential growth of your investment.

One-off charges taken before or after you invest	
Entry charge	None
Exit charge	None

- This is the maximum that might be taken out of your money before it is invested.

Charges taken from the Fund over the year	
Ongoing charges	0.56%

Charges taken from the Fund under certain specific circumstances	
Performance fee	None

- **The entry and exit charges** shown are maximum figures. In some cases you might pay less – you can find this out from your financial adviser or fund platform if you are not using a financial adviser.

- **The ongoing charges** figure is based on expenses as at 31 December 2023. This figure may vary from year to year. It excludes:

- portfolio transaction costs, except in the case of an entry/exit charge paid by the UCITS when buying or selling units/shares in another collective investment undertaking.

- For more information about charges and what is included in each charge, please see the Fund's prospectus, which is available electronically at www.liontrust.co.uk or visit the costs and charges page on our website at www.liontrust.co.uk/cost-and-charges.

Past performance

- **Past performance does not predict future returns.** It has been calculated on the basis that any distributable income of the Fund has been reinvested. The past performance shown in the chart takes into account all charges except entry and exit charges.
- The Fund launch date is 14 June 2010.
- The B Inc share class launch date is 12 July 2010.
- The base currency of the Fund is pounds sterling.



	2014	2015	2016	2017	2018	2019	2020	2021	2022	2023
■ Liontrust Sustainable Future Monthly Income Bond B Gr Inc	7.4	1.4	9.4	8.9	-3.0	9.4	5.5	-0.2	-15.4	13.1
■ IA Sterling Corporate Bond	9.8	-0.3	9.1	5.1	-2.2	9.5	7.8	-1.9	-16.1	9.4
■ iBoxx Sterling Corporates 5-15 years	12.6	1.2	10.8	5.7	-1.7	10.7	8.6	-3.3	-19.2	11.3

Practical information

Authorisation	This Fund is authorised in the UK and regulated by the Financial Conduct Authority.
Trustee	Bank of New York Mellon (International) Ltd.
Investment Adviser	Liontrust Investment Partners LLP.
Further information	Copies of the prospectus and the latest annual and half-yearly reports, which are the primary source of additional information, are available, without charge, from Liontrust Fund Partners LLP, 2 Savoy Court, London, WC2R 0EZ. They are also available electronically at www.liontrust.co.uk .
Taxation	UK tax legislation may have an impact upon your own personal tax position.
Fund prices and other information	The Fund's last published price is available from Liontrust Fund Partners LLP at www.liontrust.co.uk or by writing to us at 2 Savoy Court, London, WC2R 0EZ or by telephoning 0344 892 0349 during business hours (9.00am – 5.00pm).
Remuneration	Information on the current remuneration policy of the Fund, including a description of how remuneration and benefits are calculated and the identity of persons responsible for awarding the remuneration and benefits, is available at www.liontrust.co.uk . A paper copy of this information is available free of charge upon request from Liontrust Fund Partners LLP at 2 Savoy Court, London, WC2R 0EZ.

Key Investor Information

This document provides you with key investor information about this Fund. It is not marketing material. The information is required by law to help you understand the nature and the risks of investing in this Fund. You are advised to read it so you can make an informed decision about whether to invest.

M&G Global Sustain Paris Aligned Fund

a sub-fund of M&G Investment Funds (1)

Sterling Class I – Income shares ISIN no. GB00B556Q879

Managed by M&G Securities Limited

Objective and investment policy

Objective:

The fund aims to:

- provide a combination of capital growth and income, net of the Ongoing Charge Figure, that is higher than that of the MSCI World Index over any five-year period; and
- invest in companies that contribute towards the Paris Agreement climate change goal.

Core investment: At least 80% of the fund is invested directly in the shares of companies, across any sector and of any size, from anywhere in the world. The fund is concentrated and usually holds shares in fewer than 40 companies. The fund invests in assets securities that meet the ESG Criteria and Sustainability Criteria. Norms-, sector- and/or values-based exclusions apply to investments. Investments via other funds or derivatives, and in cash or near cash, may be subject to different ESG Criteria and/or Sustainability Criteria.

Other investments: The fund may invest in other funds (including funds managed by M&G) and cash or assets that can be turned into cash quickly.

Derivatives usage: To reduce risk and costs.

Strategy in brief: The fund manager makes long-term investments in the shares of companies with sustainable business models. Companies expected to contribute to the global warming objectives of the Paris Agreement, by either having a Low and/or a Reducing Carbon Intensity, are selected. Low Carbon Intensity means a carbon intensity lower than 50% of the weighted average carbon intensity of the benchmark. Sustainability considerations are fully integrated into the investment process.

Benchmark: MSCI World Index

The benchmark is the target for the fund's financial objective and is used to measure the fund's financial performance. The index has been chosen as the fund's benchmark as it best reflects the financial aspects of the fund's investment policy.

The benchmark is also used to define what a Low Carbon Intensity company is. The fund manager considers the fund's weighted average carbon intensity against the benchmark when constructing the portfolio, but the benchmark does not otherwise constrain portfolio construction.

The fund is actively managed and within given constraints, the fund manager has freedom in choosing which investments to buy, hold and sell in the fund. The fund's holdings may deviate significantly from the benchmark's constituents, and as a result performance may deviate materially from the benchmark.

For unhedged and hedged share classes, the benchmark is shown in the share class currency.

Additional information can be found on the M&G website, including:

- A [glossary](#) providing an explanation of some terms used in this document.
- the Prospectus including the fund's objective and investment policy.
- The [fund's ESG Criteria](#)
- an Annual Report to assess the fund's non-financial objective, when available
- periodic reports on the fund's non-financial objective.

Other information


You can buy and sell shares in the fund on any business day. Instructions received before 12 noon will be dealt at that day's price.

Any income from the fund may be paid out to you annually.

In addition to the charges set out in the charges section, the fund will incur portfolio transaction costs which are paid from the assets of the fund. These can be higher when investing outside Europe.

Recommendation: This fund may not be appropriate for investors who plan to withdraw their money within 5 years.

Risk and reward profile



■ The above risk and reward indicator is based on historical data and may not be a reliable indication of the future risk profile of this share class. This Share Class is categorised in risk class 5 because its Net Asset Value has shown medium to high rises and falls in value historically.

- The risk number shown is not guaranteed and may change over time.
- The lowest risk number does not mean risk free.

The main risks that could affect performance are set out below:

- The value and income from the fund's assets will go down as well as up. This will cause the value of your investment to fall as well as rise. There is no guarantee that the fund will achieve its objective and you may get back less than you originally invested.
- The fund holds a small number of investments, and therefore a fall in the value of a single investment may have a greater impact than if it held a larger number of investments.
- The fund can be exposed to different currencies. Movements in currency exchange rates may adversely affect the value of your investment.
- Investing in emerging markets involves a greater risk of loss due to greater political, tax, economic, foreign exchange, liquidity and regulatory risks, among other factors. There may be difficulties in buying, selling, safekeeping or valuing investments in such countries.
- In exceptional circumstances where assets cannot be fairly valued, or have to be sold at a large discount to raise cash, we may temporarily suspend the fund in the best interest of all investors.
- The fund could lose money if a counterparty with which it does business becomes unwilling or unable to repay money owed to the fund.
- Operational risks arising from a failure or delay in operational processes and systems, or the failure of a third party provider may affect the value of your investments. Where this results in compensation needing to be paid, this may be paid some time after the original loss is experienced.

Further details of the risks that apply to the fund can be found in the fund's Prospectus at www.mandg.co.uk/literature

Charges

The charges shown in the table are used to pay the costs of running the fund, including the costs of marketing and distributing it. These charges reduce the potential growth of your investment.

One-off charges taken before or after you invest	
Entry charge	0.00%
Exit charge	0.00%
This is the maximum that might be taken out of your money before it is invested or before the proceeds of your investment are paid out.	
Charges taken from the fund over a year	
Ongoing charge	0.70%
Charges taken from the fund under certain specific conditions	
Performance fee	None

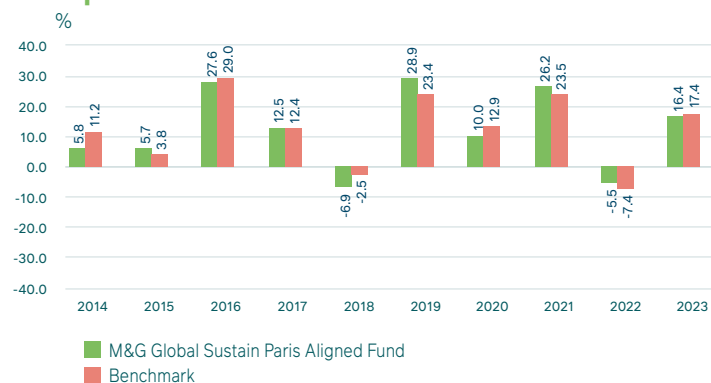
The entry and exit charges shown are the maximum figures and, in some cases, you may pay less. You can find out the exact charges which apply to your investment by contacting your financial adviser or distributor or, if you have invested directly with us, you can contact us using the details given in the practical information section.

The ongoing charge figure shown is an estimate due to a change in the annual charge of the share class. The fund's annual report for each financial year will include details of the exact charges made. This figure may change from year to year. It excludes portfolio transaction costs.

For Income shares, the ongoing charge is taken from investments held in the fund's portfolio and not from the income these investments produce. The deduction of this charge will reduce the potential growth of your investment.

For more information on charges, please see the relevant sections of the Prospectus at www.mandg.co.uk/literature

Past performance



- Past performance is not a guide to future performance.
- Performance calculation includes UK taxes. It does not take into account the entry and exit charges but does take into account the ongoing charge and the Performance fee, as shown in the charges section.
- The fund launched on 19 December 1967 and the Sterling Class I Income share class launched on 03 August 2012.
- Performance is calculated using Sterling Class I Income shares.
- Benchmark performance has been calculated in GBP.
- The fund changed its name, investment objective and investment strategy – as reflected in the Objective and Investment Policy section on page 1 – on 31 August 2021. Prior to this date, the fund was named M&G Global Select Fund. Fund performance before this date was therefore achieved under different circumstances.

Benchmark:

01 January 2014 to 31 December 2015 - MSCI ACWI Index
01 January 2016 to 31 December 2023 - MSCI World Index

Practical information

The depositary is NatWest Trustee and Depositary Services Limited.

For more information about this fund, please visit www.mandg.co.uk/literature where you will find a copy of the Prospectus, Instrument of Incorporation and the latest annual or interim Investment Report and Financial Statements. These documents are in English and are available free of charge. Our website also provides other information such as share prices.

UK tax laws apply to the fund, and this may affect your personal tax position. Please speak to an adviser for more information.

M&G Securities Limited may be held liable solely on the basis of any statement contained in this document that is misleading, inaccurate or inconsistent with the relevant parts of the Prospectus for the fund.

The fund is a sub-fund of M&G Investment Funds (1), an umbrella Open Ended Investment Company (OEIC). The Prospectus, and annual or interim Investment Report and Financial Statements contain information about all of the sub-funds in M&G Investment Funds (1).

The assets of each sub-fund within the umbrella OEIC are segregated by law. This means that the assets belong exclusively to that sub-fund and shall not be used or made available to pay the debts of any other sub-fund or the umbrella OEIC.

You may switch between other sub-funds of M&G Investment Funds (1). An entry charge may apply. Details on switching are provided in the Important Information for Investors document and the fund's Prospectus, or by calling M&G Customer Relations on 0800 390 390.

Other share classes may exist for the fund as set out in the relevant Prospectus.

For up-to-date details of the staff remuneration policy that applies to M&G Securities Limited, including a description of how remuneration and benefits are calculated, the make-up of the remuneration committee, and the identities of persons responsible for awarding the remuneration and benefits, please visit www.mandg.co.uk/remuneration. We will provide a paper copy of this information, free of charge, if you require one.

This Fund is authorised in the UK and regulated by the Financial Conduct Authority. M&G Securities Limited is authorised in the UK and regulated by the Financial Conduct Authority.

This key investor information is accurate as at 12 February 2024.