

## Key Investor Information

This document provides you with key investor information about this Fund. It is not marketing material. The information is required by law to help you understand the nature and the risks of investing in this Fund. You are advised to read it so you can make an informed decision about whether to invest.

# Allianz UK & European Investment Funds - Allianz Gilt Yield Fund Share Class I (Inc) (GBP)

Managed by Allianz Global Investors UK Limited,  
part of Allianz Global Investors

ISIN: GB0031383390



## Objectives and Investment Policy

The investment objective of the Allianz Gilt Yield Fund is to maximise total return consistent with preservation of capital and prudent investment management, by aiming to outperform (net of fees) the Target Benchmark, the FTSE Actuaries UK Conventional Gilts All Stocks Index Midday Total Return (in GBP), over a rolling three year period. Investors should be aware that the Fund's capital is at risk and there is no guarantee that the Fund will achieve its investment objective over any particular period or at all. The Annual Management Charge for the Fund is charged to capital. This will increase the amount of income available for distribution to Shareholders but may constrain capital growth.

We may invest in gilts (being UK government bonds), overseas government bonds, government guaranteed bonds, supranational bonds, deposits, money market instruments, derivatives, collective investment schemes. At least 80% of the Fund's value will be invested in gilts. Up to 20% of the Fund's value may be invested in Sterling denominated (or hedged back to Sterling) debt securities, which are not issued by, but with a rating the same or higher than that of, the UK Government.

The Fund may use derivative instruments such as futures, options, options on swaps and swap agreements (e.g. interest rate

swaps). The Fund may use the derivative instruments listed above for hedging purposes and/or for investment purposes.

Benchmark of the Fund is FTSE Actuaries UK Conventional Gilts All Stocks Index Midday Total Return (in GBP).

Due to its investment strategy we expect a high volume of transactions which results in higher transactions costs reducing the return of the Fund.

The Fund will invest at least 80% in gilts which constitute the benchmark. Beyond that, the Fund is actively managed and may deviate from the benchmark and invest in securities that are not included in the benchmark. The Fund aims to outperform the benchmark and investors can therefore measure the Fund's performance against the benchmark.

You may redeem shares of the Fund usually on each business day by 12:00.

We usually distribute the income of the Fund on a semiannual basis.

Recommendation: this Fund may not be appropriate for investors who plan to withdraw their money within 3 years.

## Risk and Reward Profile



This risk and reward indicator is based on past performance data. It may not be a reliable indication of the future risk profile of the Fund.

The categorisation of the Fund is not guaranteed and may change in the future.

Even the lowest category 1 does not mean a risk-free investment.

### Why is the Fund in this category?

Funds of category 5 have shown in the past a medium to high volatility. The volatility describes how much the value of the Fund went up and down in the past. The units of a Fund of category 5 might be subject to medium to high price fluctuations based on historical volatilities.

We may invest directly or indirectly a significant portion of the Fund into bonds or money markets instruments. Issuers of these may fall into insolvency or suffer economic problems, in which case the interest on and/or capital of these assets may not be completely paid and/or the price of the assets may drop.

## Charges

These charges are used to pay the costs of running the Fund, including the costs of marketing and selling. They reduce the potential growth of your investment.

### One-off charges deducted before or after you invest

Entry Charge	0.00%
Exit Charge	0.00%

This is the maximum charge that might be taken out of your money before it is invested or before the proceeds of your investments are paid out.

### Charges taken from the Fund over a year

Ongoing Charges	0.32%
-----------------	-------

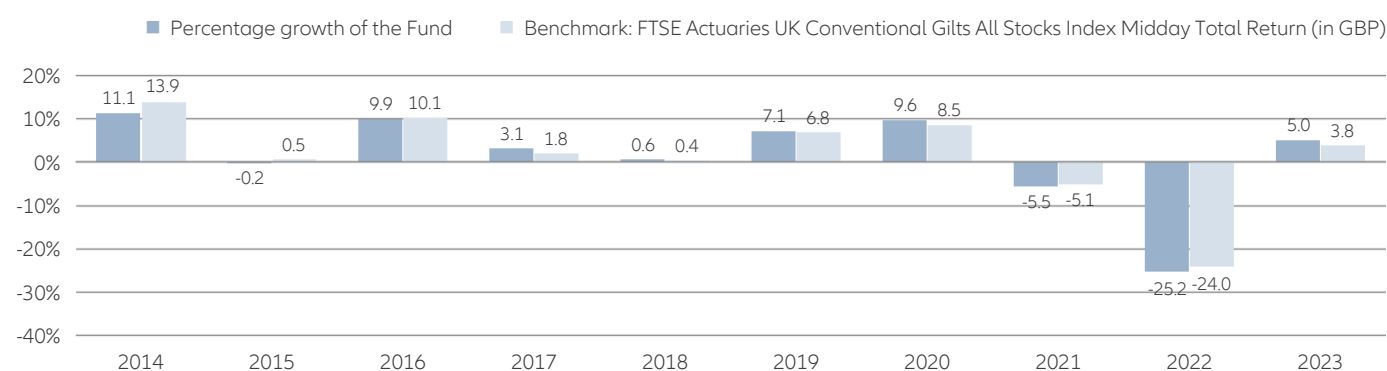
The entry and exit charges shown are maximum figures. In some cases you might pay less – you can find actual entry and exit charges from your financial adviser.

The ongoing charges shown are based on the Fund's last financial year ending 31.08.2023. It may vary from year to year. It does not include transaction costs incurred when we buy or sell assets for the Fund.

A dilution levy may be charged on purchases and redemptions of shares to protect the remaining investors against the costs incurred by the Fund in buying or redeeming its investments. This levy may be charged where the Fund is experiencing large levels of net purchases/redemptions and on "large deals" (i.e. deals of 2% or more of the value of the Fund). The amount of any such dilution levy is calculated by reference to the estimated costs of dealing in the underlying investments using the rates calculated for the preceding quarter.

You will find more details about the calculation of the charges in the Prospectus.

## Past Performance



Past performance is not a reliable guide to future performance.

The past performance shown here takes account of all charges and costs with the exception of the entry and exit charge.

The Fund was launched in 2002.

The performance of the Fund is calculated in GBP.

## Practical Information

Allianz UK & European Investment Funds has a number of different funds. The assets and liabilities of each fund are segregated by law.

Depository: State Street Bank and Trust Company.

You may obtain free of charge the Prospectus, and the latest annual and semi-annual reports of the Fund in English from Allianz Global Investors UK Limited, 199 Bishopsgate, London EC2M 3TY, United Kingdom or at <https://uk.allianzgi.com>.

The unit prices as well as further information on the Fund (including other shareclasses of the Fund) are available online at <https://uk.allianzgi.com>.

Information on the ACD's current remuneration policy, including a description of the calculation methods for remuneration and benefits awarded to certain groups of employees, and details of

the persons responsible for awarding such allocations, is available at <https://regulatory.allianzgi.com> and as a paper copy upon request, without charge.

The Fund is subject to tax laws and regulations in the UK. This might have an impact on your personal tax position. For further details, please speak to your tax advisor.

Allianz Global Investors UK Limited may be held liable solely on the basis of any statement contained in this document that is misleading, inaccurate or inconsistent with the relevant parts of the Prospectus for the Fund.

This Fund and Allianz Global Investors UK Limited are authorised in the UK and regulated by The Financial Conduct Authority.

The key investor information is accurate as at 08.02.2024.

## Purpose

This document provides you with key information about this investment product. It is not marketing material. The information is required by law to help you understand the nature, risks, costs, potential gains and losses of this product and to help you compare it with other products.

## Product

Brown Advisory US Sustainable Growth Fund a sub-fund of Brown Advisory Funds Plc  
Sterling Class B Acc (IE00BF1T6V32)

Manufacturer: Brown Advisory (Ireland) Limited

The Central Bank of Ireland is responsible for supervising Brown Advisory (Ireland) Limited in relation to this Key Information Document. This PRIIP is authorised in Ireland.

Brown Advisory (Ireland) Limited is authorised in Ireland and regulated by the Central Bank of Ireland.

For more information on this product, please e-mail [LondonInstitutionalOperations@BrownAdvisory.com](mailto:LondonInstitutionalOperations@BrownAdvisory.com)

Comprehension alert: You are about to purchase a product that is not simple and may be difficult to understand.

Date of Production 24/02/2023

## What is this product?

### Type

This product is a UCITS sub-fund of Brown Advisory Funds Plc. The Fund's assets are held through its Depository, which is Brown Brothers Harriman Trustee Services (Ireland) Limited.

### Investment Objective

The Fund aims to achieve capital growth.

### Investment Policy

The Fund aims to achieve its investment objective by investing at least 80% of its net assets in equity securities of US companies that the Investment Manager considers have sound fundamentals and business models which are sustainable over the long-term. The Fund invests primarily in the securities of medium and large capitalisation companies that the Investment Manager considers (1) have prospects for above average earnings growth in the future, and (2) effectively implement sustainable business strategies that drive earnings growth. The equity securities in which the Fund principally invests are common stocks. The Fund may also invest in non-US securities, American and Global Depository Receipts, US treasury bills, fixed and/or floating rate US government securities, real estate investment trusts and unlisted securities.

Medium and large capitalisation companies are, according to the Investment Manager, those companies with market capitalisations generally greater than \$2 billion at the time of purchase. The Fund may also invest a portion of the portfolio in equity securities of small market capitalisation companies.

The Investment Manager has determined that the Fund is an Article 8 financial product for the purposes of Regulation (EU) 2019/2088 of the European Parliament and of the Council of 27 November 2019 on sustainability-related disclosures in the financial services sector (SFDR). The equity securities in which the Fund invests are screened based on certain SRI criteria in accordance with various principles set out in declarations and conventions signed by the international community, including, but not limited to, the ten United Nations Global Compact Principles whose purpose is to increase awareness of a sustainable

global economy at company level. Equity securities issued by companies violating such principles and not addressing such violations adequately will not be included in the Fund's portfolio. Other criteria may, as necessary, apply in developing "socially responsible" screens.

### Benchmark

The Fund uses the Russell 1000 Growth index as a Comparator Benchmark to compare performance. The Fund is actively managed and is not constrained by any benchmark.

### Dealing Frequency

Investors may redeem shares on demand on any day (except Saturday or Sunday) on which the New York Stock Exchange is open.

### Distribution Policy

The Fund does not intend to distribute income on your shares. The price of your shares shall rise by the net income earned per share.

For full investment policy details please refer to the Fund Supplement's Investment Objective and Policies section.

### Intended Investor

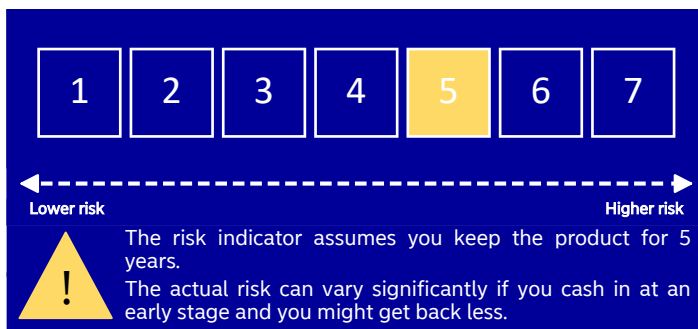
The Fund is suitable for any investor (institutional and, unless prohibited by the rules of a particular jurisdiction, retail) seeking to achieve capital appreciation over the long term (i.e., greater than five (5) years). As the Fund invests primarily in equities, investors should consider an investment in the Fund as medium to high risk.

### Term

This Fund is an umbrella type open-ended UCITS and this product is not subject to any fixed term. For full investment objectives and policy details, please refer to the Investment Objectives and Investment Policy in the Fund's Supplement to the Prospectus, which are available at <https://www.brownadvisory.com/intl/home>. The Fund's assets are held through its Depository, which is Brown Brothers Harriman Trustee Services (Ireland) Limited.

The NAV per share of the Fund will be published daily and made available on the internet at [www.brownadvisory.com](http://www.brownadvisory.com) and will be updated following each calculation of NAV.

## What are the risks and what could I get in return?



### Risk Indicator

The summary risk indicator is a guide to the level of risk of this product compared to other products. It shows how likely it is that the product will lose money because of movements in the markets or because we are not able to pay you. We have classified this product as 5 out of 7, which is "a medium high" risk class. This rates the potential losses from future performance at a medium high level, and poor market conditions could impact the ability for you to receive a positive return on your investment.

Be aware of currency risk. You will receive payments in a different currency, so the final return you will get depends on the exchange rate between the two currencies. This risk is not considered in the indicator shown above.

For other risks materially relevant to the product which are not taken into account in the summary risk indicator, please read the product's Annual Report or Prospectus available at <https://www.brownadvisory.com/intl/ucits-legal-document-library>

This product does not include any protection from future market performance so you could lose some or all of your investment.

## Performance Scenarios

The figures shown include all the costs of the product itself but may not include all the costs that you pay to your advisor or distributor. The figures do not take into account your personal tax situation, which may also affect how much you get back.

What you will get from this product depends on future market performance. Market developments in the future are uncertain and cannot be accurately predicted.

The unfavourable, moderate, and favourable scenarios shown are illustrations using the worst, average, and best performance of the product over the last 5 years. Markets could develop very differently in the future.

The stress scenario shows what you might get back in extreme market circumstances.

Recommended holding period:		5 years	
Example Investment:		£10000	
		If you exit after 1 year	If you exit after 5 years
Scenarios			
<b>Minimum</b>	There is no minimum guaranteed return if you exit before 5 years. You could lose some or all of your investment.		
<b>Stress</b>	What you might get back after costs	£1010	£680
	Average return each year	-89.95%	-41.53%
<b>Unfavourable</b>	What you might get back after costs	£7460	£4620
	Average return each year	-25.37%	-14.30%
<b>Moderate</b>	What you might get back after costs	£11890	£24170
	Average return each year	18.91%	19.30%
<b>Favourable</b>	What you might get back after costs	£15430	£31340
	Average return each year	54.26%	25.67%

## What happens if Brown Advisory is unable to pay out?

If we are not able to pay you out what we owe you, you are not covered by any national compensation scheme. To protect you, the assets are held with a separate company, a depository. Should we default, the depository would liquidate the investments and distribute the proceeds to the investors. In the worst case, however, you could lose your entire investment.

## What are the costs?

	If you exit after 1 year	If you exit after 5 years
Total costs	£97	£850
Annual cost impact (*)	1.0%	1.0% each year

### Costs over time

The person advising on or selling you this product may charge you other costs. If so, this person will provide you with information about these costs and how they affect your investment

The tables show the amounts that are taken from your investment to cover different types of costs. These amounts depend on how much you invest and how long you hold the product. The amounts shown here are illustrations based on an example investment amount and different possible investment periods. We have assumed that the product performs as shown in the moderate scenario and GBP 10 000 is invested.

(\*) This illustrates how costs reduce your return each year over the holding period. For example it shows that if you exit at the recommended holding period your average return per year is projected to be 20.3% before costs and 19.3% after costs.

### Composition of costs

One-off costs upon entry or exit		If you exit after 1 year
Entry costs	Not Applicable	£0
Exit costs	1% - This is the maximum that might be taken out of your money before the proceeds of your investment are paid out.	£0
Ongoing costs taken each year		
Management fees and other administrative or operating costs	The ongoing charges figure is based on expenses for the year ending 31 October 2022. The figure may vary from year to year. It excludes portfolio transaction costs.	£87
Transaction costs	0.2% of the value of your investment per year. This is an estimate of the costs incurred when we buy and sell the underlying investments for the product. The actual amount will vary depending on how much we buy and sell.	£10
Incidental costs taken under specific conditions		
Performance fees	Not Applicable	N/A

## How long should I hold it and can I take money out early?

Recommended holding period: 5 years. The fund has daily liquidity. The recommended holding period of the fund assumes the fund being the sole or majority holding of the investor. The recommended holding period is primarily based on the historic volatility of the underlying investments and is not directly applicable if used in a portfolio based on the investor's risk profile. The fund is not intended for short term speculation purposes.

---

## How can I complain?

As a Shareholder in the Fund, you are entitled to make a complaint free of charge. Any such complaint must be handled by the management company promptly and effectively.

You also have the right to refer the relevant complaint to the Financial Services and Pensions Ombudsman after following the Fund's complaints process if you are still not satisfied with the response received.

Further information on the complaints policy relating to the Fund is available from [LondonInstitutionalOperations@Brownadvisory.com](mailto:LondonInstitutionalOperations@Brownadvisory.com).

---

## Other relevant information

RBC Investor Services Bank S.A., Esch-sur-Alzette, Zurich brance, Bleicherweg 7, CH-8027 Zurich. The prospectus, the Key Investor Information Document, the Articles of Association and the latest annual and semi-annual reports can be obtained free of charge from the representative in Switzerland. Please see offering documentation for further information. The cost, performance and risk calculations included in this KID follow the methodology prescribed by EU regulation. Past performance for the previous 10 years and historical performance scenarios are available at:

<https://docs.fundconnect.com/GetDocument.aspx?clientid=xdd08i6b-n8nz-ocom-goql-cb9tvwqztlgt&Isin=IE00BF1T6V32&lang=en-GB&type=KPP>

[https://documents.feprecisionplus.com/priip/ba/prp/BA2ZERO\\_Q9Z7\\_GB\\_en-GB\\_4603766\\_BrownAdvisory\\_MP.pdf](https://documents.feprecisionplus.com/priip/ba/prp/BA2ZERO_Q9Z7_GB_en-GB_4603766_BrownAdvisory_MP.pdf)

This document provides you with key investor information about this fund. It is not marketing material. The information is required by law to help you understand the nature and the risks of investing in this fund. You are advised to read it so you can make an informed decision about whether to invest.

## Dodge & Cox Worldwide Funds plc - U.S. Stock Fund

**GBP Accumulating Class**  
A sub-fund of Dodge & Cox Worldwide Funds plc

**ISIN:** IE00B50M4X14  
**SEDOL:** B50M4X1  
**CUSIP:** G2800S174  
**Manager:** Waystone Management Company (IE) Limited

### Objectives and Investment Policy

The fund seeks long-term growth of principal and income.

The Fund invests primarily in a diversified portfolio of U.S. equity securities. Under normal circumstances, the Fund will invest at least 80% of its total assets in common stocks, preferred stocks, securities convertible into common stocks and securities that carry the right to buy common stocks, including depositary receipts evidencing ownership of common stocks. The Fund may also purchase other types of securities, for example, preferred stocks, and debt securities which are convertible into common stock. The Fund may invest up to 10% of its total assets in U.S. dollar-denominated securities of non-U.S. issuers traded in the United States that are not in the S&P 500.

In selecting investments, the Fund invests primarily in companies that, in Dodge & Cox's opinion, appear to be temporarily undervalued by the stock market but have a favourable outlook for long-term growth. The Fund focuses on the underlying financial condition and prospects of individual companies, including future earnings, cash flow, and dividends. Various other factors, including financial strength, economic condition, competitive advantage, quality of the business franchise, and the reputation, experience, and competence of a company's management are weighed against valuation in selecting individual securities. The Fund typically invests in medium-to-large well established companies based on

standards of the applicable market. The fund may use derivatives to manage risk and help meet the fund's objective. A derivative is a financial instrument whose value is based on the performance of another financial asset, index, or investment. The fund may invest in other types of eligible investments which are disclosed in the fund's prospectus.

The fund is actively managed and uses the S&P 500 Index benchmark for performance comparison purposes only. The fund's portfolio of investments is built through a process of individual security selection, and the investment manager is not constrained by the benchmark in the selection of investments for the fund. The fund's investment strategy does not restrict the extent to which the fund's portfolio may deviate from the benchmark.

The base currency of the fund is U.S. dollars; your shares are denominated in pound sterling.

You may sell your shares on each day when banks in Ireland are open for normal business and the New York Stock Exchange is open for trading.

Dividend income will be reinvested in the fund and will not be distributed to you.

Recommendation: this fund may not be appropriate for investors who plan to withdraw their money within a short period of time.

### Risk and Reward Profile

◀ Lower Risk  
◀ Typically Lower Rewards

Higher Risk ▶  
Typically Higher Rewards ▶



This risk and reward indicator is designed to provide you with a measure of the price movement of this share class based on historical data over the past five years.

The indicator may not be a reliable indication of the future risk profile of the fund. The risk category shown is not guaranteed to remain unchanged and may shift over time.

The lowest category does not mean a risk-free investment.

This share class of the fund is in category 6 because the fund invests mainly in equity and equity-related securities of companies. Such securities have historically been subject to significant price movements that may occur suddenly due to market or company-specific factors. As a result, the performance of the fund can fluctuate significantly over relatively short time periods.

The fund may also be exposed to other material risks that the risk indicator does not adequately capture. These may include:

- **Currency risk:** the risk of loss arising from exchange-rate fluctuations;
- **Liquidity risk:** the risk that the fund may not be able to purchase or sell a security in a timely manner or at desired prices or achieve its desired weighting in a security; and
- **Derivatives risk:** investment in derivatives may create leverage and may cause the fund to lose as much as or more than the amount invested.

More information on the risks of investing in this fund can be found in the fund's prospectus in the sections titled "Investment Risks and Special Considerations" and "Characteristics and Risks of Securities and Investment Techniques".

## Charges

### One-off charges taken before or after you invest

Entry charge None

Exit charge None

This is the maximum that might be taken out of your money before it is invested or before the proceeds of your investment are paid out.

### Charges taken from the fund over a year

Ongoing charges 0.63%

### Charges taken from the fund under certain specific conditions

Performance fee None

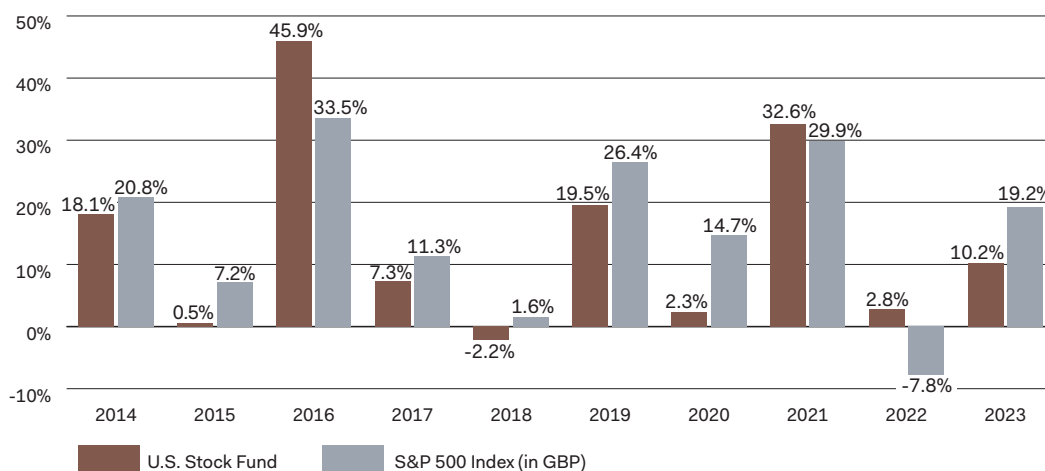
The charges you pay are used to pay the costs of running the fund, including the costs of marketing and distributing it. These charges reduce the potential growth of your investment.

The fund charges no entry or exit charges.

The ongoing charges shown are based on expenses for the year ending 31 December 2023 and may vary from year to year. The figure does not include portfolio transaction costs and reflects a voluntary waiver by the investment manager of its investment management fee and/or out-of-pocket expenses, which may be discontinued at any time with 30 days notice to shareholders.

For more information about charges, please see the "Fees and Expenses" section of the fund's prospectus.

## Past Performance



- Past performance is not a reliable guide to future performance.
- The past performance shown here takes account of all charges and costs.
- Performance is calculated in the currency of the present share class.
- The fund and the present share class were launched in 2010.
- The fund does not track the index, which is shown only for performance comparison purposes.

## Practical Information

The fund's Depository is State Street Custodial Services (Ireland) Limited.

Further information on this fund including copies of the prospectus and the latest annual and half-yearly reports in English may be obtained free of charge online at [dodgeandcox.com](http://dodgeandcox.com) or from the registered office of Dodge & Cox Worldwide Funds plc at 78 Sir John Rogerson's Quay, Dublin 2, Ireland. Telephone: +353 1 242 5411.

The latest share price and further information on the fund (including other share classes of the fund) are available online at [dodgeandcox.com](http://dodgeandcox.com).

The fund is subject to tax laws and regulations in Ireland. This might have an impact on your personal tax position. For further details, please speak to your tax advisor.

Details of the remuneration policy of the Manager are available at [waystone.com](http://waystone.com). A paper copy of the policy is available free of charge upon request.

The Manager may be held liable solely on the basis of any statement contained in this document that is misleading, inaccurate, or inconsistent with the relevant parts of the prospectus for the fund.

The Manager is authorised in Ireland and regulated by the Central Bank of Ireland.

The fund is a sub-fund of Dodge & Cox Worldwide Funds plc (the "umbrella fund"). The assets and liabilities of each sub-fund are segregated from other sub-funds of the umbrella fund. This document is specific to the fund and share class stated at the beginning of the document. The prospectus and the reports refer to all sub-funds of the umbrella fund. You may switch into shares of another sub-fund of the umbrella fund without charge.

**Purpose**

This document provides you with key information about this investment product. It is not marketing material. The information is required by law to help you understand the nature, risks, costs, potential gains and losses of this product and to help you compare it with other products.

**Product**

**Dodge & Cox Worldwide Funds plc - U.S. Stock Fund**

GBP Accumulating Class

A sub-fund of Dodge & Cox Worldwide Funds plc

ISIN: IE00B50M4X14

Consult [dodgeandcox.com](http://dodgeandcox.com) or call +353 1 242 5411 for more information.

The Central Bank of Ireland is responsible for supervising Dodge & Cox Worldwide Funds plc in relation to this Key Information Document.

This PRIIP is authorised in Ireland.

The Manager is Waystone Management Company (IE) Limited, which is authorised in Ireland and regulated by the Central Bank of Ireland. The Investment Manager is Dodge & Cox, which is authorised in the United States and regulated by the U.S. Securities and Exchange Commission.

This key information document was published on 15/02/2024.

**What is this product?**

**Type** The product is a Fund structured as an open-ended investment company with variable capital, organised under the laws of Ireland as a public limited company and regulated as a UCITS.

**Term** There is no fixed maturity date for the Fund and the Fund has no automatic termination. You may sell your shares without penalty on each day when banks in Ireland are open for normal business and the New York Stock Exchange is open for trading. All of the Shares in a Fund or Class may be redeemed by the manufacturer with notice to shareholders under the circumstances described in the Fund Prospectus under the heading "Termination".

**Objectives** The Fund seeks long-term growth of principal and income. The Fund invests primarily in a diversified portfolio of U.S. equity securities. Under normal circumstances, the Fund will invest at least 80% of its total assets in common stocks, preferred stocks, securities convertible into common stocks and securities that carry the right to buy common stocks, including depositary receipts evidencing ownership of common stocks. The Fund may also purchase other types of securities, for example, preferred stocks, and debt securities which are convertible into common stock. The Fund may invest up to 10% of its total assets in U.S. dollar-denominated securities of non-U.S. issuers traded in the United States that are not in the S&P 500.

In selecting investments, the Fund invests primarily in companies that, in Dodge & Cox's opinion, appear to be temporarily undervalued by the stock market but have a favourable outlook for long-term growth. The Fund also focuses on the underlying financial condition and prospects of individual companies, including future earnings, cash flow, and dividends. Various other factors, including financial strength, economic condition, competitive advantage, quality of the business franchise, and the

reputation, experience, and competence of a company's management are weighed against valuation in selecting individual securities. The Fund may use derivatives to manage risk and help meet the Fund's objective. A derivative is a financial instrument whose value is based on the performance of another financial asset, index, or investment. The Fund may invest in other types of eligible investments which are disclosed in the Fund Prospectus.

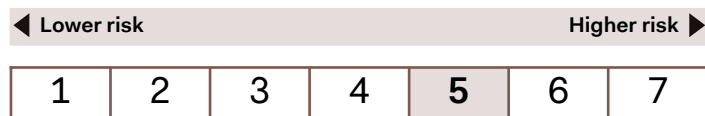
The Fund is actively managed and uses the S&P 500 Index benchmark for performance comparison purposes only. The Fund's portfolio of investments is built through a process of individual security selection, and Dodge & Cox is not constrained by the benchmark in the selection of investments for the Fund. The Fund's investment strategy does not restrict the extent to which the Fund's portfolio may deviate from the benchmark.

**Intended retail investor** Investment in the Fund may be appropriate for investors with a long-term investment horizon who are seeking long-term capital appreciation. The Fund is not appropriate for short-term investors or those seeking income. The investor should be prepared to bear losses.

**Further Information** The base currency of the Fund is U.S. dollars, and the shares described in this document are denominated in pound sterling. Dividend income will be reinvested in the Fund and will not be distributed to you. The Fund's Depository is State Street Custodial Services (Ireland) Limited. Further information on this Fund including copies of the Prospectus and the latest annual and half-yearly reports in English may be obtained free of charge online at [dodgeandcox.com](http://dodgeandcox.com) or from the registered office of Dodge & Cox Worldwide Funds plc at 78 Sir John Rogerson's Quay, Dublin 2, Ireland. Telephone: +353 1 242 5411. The latest share price and further information on the fund (including other share classes of the fund) are available online at [dodgeandcox.com](http://dodgeandcox.com).

**What are the risks and what could I get in return?**

**Risk indicator**



The risk indicator assumes you keep the product for a minimum of 5 years. The actual risk can vary significantly if you cash in at an early stage and you may get back less.

The summary risk indicator is a guide to the level of risk of this product compared to other products. It shows how likely it is that the product will

lose money because of movements in the markets or because we are not able to pay you.

We have classified this product as 5 out of 7, which is a medium-high risk class. The Fund invests mainly in equity and equity-related securities of companies, which have historically been subject to significant price movements that may occur suddenly due to market or company-specific factors.

Other material risks relevant to the product not included in the summary risk indicator are set out in the Fund Prospectus. This product does not include any protection from future market performance, so you could lose some or all of your investment.



## Performance Scenarios

What you will get from this product depends on future market performance. Market developments in the future are uncertain and cannot be accurately predicted.

The unfavourable, moderate, and favourable scenarios shown are illustrations using the worst, average, and best performance of the product or a suitable benchmark over the last 10 years. Markets could develop very differently in the future.

<b>Recommended holding period:</b>		<b>5 years</b>	
<b>Example Investment:</b>		<b>GBP 10000</b>	
<b>Scenarios</b>		<b>If you exit after 1 year</b>	<b>If you exit after 5 years</b>
<b>Minimum</b>	There is no minimum guaranteed return. You could lose some or all of your investment.		
<b>Stress</b>	<b>What you might get back after costs</b>	<b>GBP 750</b>	<b>GBP 850</b>
	Average return each year	-92.50%	-38.92%
<b>Unfavourable</b>	<b>What you might get back after costs</b>	<b>GBP 8320</b>	<b>GBP 10350</b>
	Average return each year	-16.80%	0.69%
<b>Moderate</b>	<b>What you might get back after costs</b>	<b>GBP 10910</b>	<b>GBP 17650</b>
	Average return each year	9.10%	12.03%
<b>Favourable</b>	<b>What you might get back after costs</b>	<b>GBP 15690</b>	<b>GBP 22150</b>
	Average return each year	56.90%	17.24%

The figures shown include all the costs of the product itself, but may not include all the costs that you pay to your advisor or distributor. The figures do not take into account your personal tax situation, which may also affect how much you get back.

The stress scenario shows what you might get back in extreme market circumstances.

Unfavourable scenario: this type of scenario occurred for an investment between 19/08/2022 and 29/12/2023.

Moderate scenario: this type of scenario occurred for an investment between 31/08/2017 and 31/08/2022.

Favourable scenario: this type of scenario occurred for an investment between 30/04/2016 and 30/04/2021.

## What happens if Waystone Management Company (IE) Limited is unable to pay out?

You may face financial loss should the Manager or the Depositary default on their obligations to the Fund. In the event you suffer any such loss, there is no compensation or guarantee scheme in place which may offset all or any of such loss. In the event of insolvency of the Manager or the Depositary, the Fund's assets are segregated from the assets of the Manager and the Depositary and will not be subject to a claim by the liquidator of the Manager or the Depositary.

## What are the costs?

The person advising on or selling you this product may charge you other costs. If so, this person will provide you with information about these costs and how they affect your investment.

### Costs over Time

The tables show the amounts that are taken from your investment to cover different types of costs. These amounts depend on how much you invest and how long you hold the product. The amounts shown here are illustrations based on an example investment amount and different possible investment periods.

We have assumed:

- In the first year you would get back the amount that you invested (0% annual return). For the other holding periods we have assumed the product performs as shown in the moderate scenario.
- GBP 10,000 is invested.

	<b>If you exit after 1 year</b>	<b>If you exit after 5 years</b>
<b>Total costs</b>	GBP 64	GBP 507
<b>Annual cost impact (*)</b>	0.6%	0.6% each year

(\*) This illustrates how costs reduce your return each year over the holding period. For example it shows that if you exit at the recommended holding period your average return per year is projected to be 12.6% before costs and 12.0% after costs.

## Composition of Costs

One-off costs upon entry or exit		If you exit after 1 year
Entry costs	There is no entry fee for this product.	GBP 0
Exit costs	There is no exit fee for this product.	GBP 0
Ongoing costs taken each year		
Management fees and other administrative or operating costs	0.63% of the value of your investment per year. This is an estimate based on actual costs over the last year, including a fee waiver.	GBP 63
Transaction costs	0.01% of the value of your investment per year. This is an estimate of the costs incurred when we buy and sell the underlying investments for the product. The actual amount will vary depending on how much we buy and sell.	GBP 1
Incidental costs taken under specific conditions		
Performance fees (and carried interest)	There is no performance fee or carried interest for this product.	GBP 0

## How long should I hold it and can I take money out early?

Recommended holding period: 5 years

This product has no required minimum holding period but is designed for long-term investment and not short-term trading. You may sell your shares without penalty on each day when banks in Ireland are open for normal business and the New York Stock Exchange is open for trading. Shares will be redeemed at the Net Asset Value Per Share on the Dealing Day that the redemption is effected, as described in the Fund Prospectus. If you hold your shares through a broker or platform, please contact them for information on any costs and charges relating to the sale of shares.

## How can I complain?

If you have a complaint about the person advising on or selling the product, you will need to provide the details to the person who advised you or sold you the product. Complaints about the Fund or the Key Information Document should be sent to the registered office of Dodge & Cox Worldwide Funds at 78 Sir John Rogerson's Quay, Dublin 2, Ireland, by email to [DCTA@statestreet.com](mailto:DCTA@statestreet.com), or by telephone to +353 1 242 5411. Additional contact information is available at [dodgeandcox.com](http://dodgeandcox.com).

## Other relevant information

You can access additional information about the Fund, including the Fund Prospectus, annual and semi-annual reports, factsheets, the latest share price, and further information (including information about other share classes of the Fund) online at [dodgeandcox.com](http://dodgeandcox.com). The Fund is a sub-fund of Dodge & Cox Worldwide Funds plc (the "Umbrella Fund"). The assets and liabilities of each sub-fund are segregated from other sub-funds of the Umbrella Fund. This document is specific to the Fund and share class stated at the beginning of the document. The Prospectus and the reports refer to all sub-funds of the Umbrella Fund. You may switch into shares denominated in the same currency of another sub-fund of the Umbrella Fund without charge as described in the Fund Prospectus and Exchange Form available on the website. If you are in any doubt about the action you should take, you should seek independent financial advice.

Past performance and performance scenarios data are available at:

[https://docs.data2report.lu/documents/KID\\_PS/KID\\_annex\\_PS\\_DodgeAndCox\\_IE00B50M4X14\\_en.pdf](https://docs.data2report.lu/documents/KID_PS/KID_annex_PS_DodgeAndCox_IE00B50M4X14_en.pdf)

[https://docs.data2report.lu/documents/KID\\_PP/KID\\_annex\\_PP\\_DodgeAndCox\\_IE00B50M4X14\\_en.pdf](https://docs.data2report.lu/documents/KID_PP/KID_annex_PP_DodgeAndCox_IE00B50M4X14_en.pdf)

Past performance data is presented for a period of up to 10 years where available, and the past performance scenarios data are presented monthly.

## Key Investor Information

This document provides you with key investor information about this fund. It is not marketing material. The information is required by law to help you understand the nature and the risks of investing in this fund. You are advised to read it so you can make an informed decision about whether to invest.

### Fidelity European Fund

a sub-fund of Fidelity Investment Funds

Fidelity European Fund W Accumulation Shares  
(ISIN:GB00BFRT3504)

This fund is managed by FIL Investment Services (UK) Limited

### Objectives and Investment Policy

**Objective:** The fund aims to increase the value of your investment over a period of 5 years or more and pay you a growing income.

**Investment Policy:** The fund will invest at least 80% in continental European companies. The companies will be either listed, incorporated, domiciled, or have significant business activities in the region. The remainder will be invested in companies outside of the region detailed above and in other investment types such as cash and derivatives.

**Investment Process:** The fund is actively managed. The Investment Manager identifies suitable opportunities for the fund utilising in-house research and investment capabilities. The Investment Manager will, when selecting investments for the fund and for the purposes of monitoring risk, consider the MSCI Europe ex UK Index. The Investment Manager has a wide degree of freedom relative to the index and may take larger, or smaller, positions in companies, and/or may invest outside the index, to take advantage of investment opportunities. This means the fund's investments and therefore performance may vary significantly from the index.

**Derivatives and Techniques:** Derivatives are investments whose value is linked to another investment, or to the performance of a stock exchange or to some other variable factor, such as interest rates and used to reduce risk or transaction costs and/or to generate extra income or further increase the value of your investment.


**Additional information:** Income earned by the fund is paid into the fund and reflected by an increase in the value of each share. Shares can usually be bought and sold each business day of the fund. The fund's performance can be compared to the MSCI Europe ex UK (Net total return) Index.

### Charges for this fund

The charges you pay are used to pay the costs of running the fund, including the costs of marketing and distributing it. These charges reduce the potential growth of your investment.

One-off charges taken before or after you invest	
Entry charge	0.00%
Exit charge	0.00%
The entry and exit charges shown are maximum figures. In some cases you might pay less - you can find this out from your financial adviser / distributor.	
Charges taken from the fund over a year	
Ongoing charges	0.91%
Charges taken from the fund under certain specific conditions	
Performance fee	N/A

### Risk and Reward Profile



Historical data may not be a reliable indication for the future. The risk category shown is not guaranteed and may change over time.

The lowest category does not mean a "risk free" investment.

The risk and reward profile is classified by the level of historical fluctuation of the Net Asset Values of the share class, and within this classification, categories 1-2 indicate a low level of historical fluctuations, 3-5 a medium level and 6-7 a high level.

The value of your investment may fall as well as rise and you may get back less than you originally invested.

The fund may invest in instruments denominated in currencies other than the fund base currency. Changes in currency exchange rates can therefore affect the value of your investment.

This Fund is categorised in risk class 6 because, in accordance with the investment policy, the value of the investments may fluctuate considerably. Consequently, both the expected return and the potential risk of loss may be high.

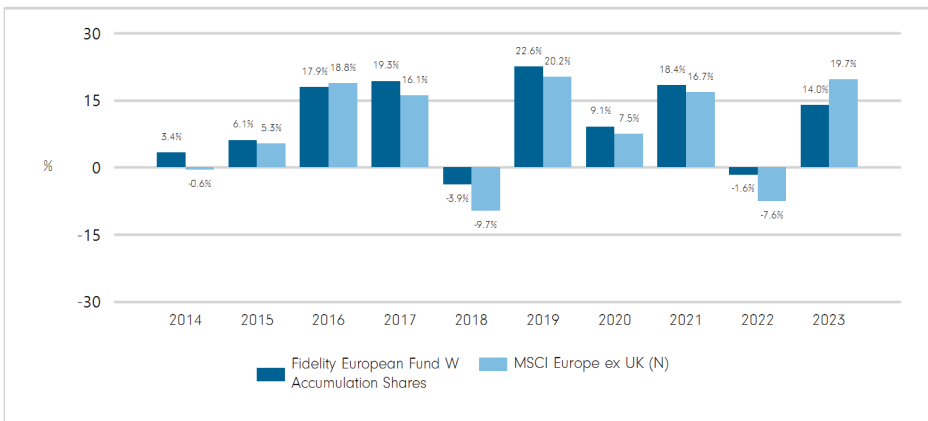
This is the maximum that might be taken out of your money before it is invested or before the proceeds of your investment are paid out.

The ongoing charges figure shown here for this new class is an estimate of the charges. This figure may vary from year to year. It excludes:

- performance fees (where applicable);
- portfolio transaction costs, except in the case of an entry/exit charge paid by the fund when buying or selling units in another collective investment undertaking.

For more information about charges, including the possibility that swing pricing may apply, please consult the most recent Prospectus.

## Past Performance



Past performance is not a guide to future performance results.

If any, the past performance shown takes into account the ongoing charges with exception of any applicable entry/exit charges.

The fund was launched on 4 November 1985. This class was launched on 13 November 2013.

Past performance has been calculated in GBP.

If applicable, events in the fund's life which may have affected the performance history are highlighted as an "\*\*"; in the chart, which may include changes to the fund's objective and details of such events can be found on our website or by requesting it from your appointed representative or your usual Fidelity contact. If applicable, the Objectives and Investment Policy section shall refer to a benchmark and information on previous benchmarks may be found in the annual report and accounts.

## Practical Information

**Depository:** JP Morgan Europe Limited.

This key information document describes a sub-fund of Fidelity Investment Funds (the "Fund"). The prospectus and periodic reports are prepared for the entire Fund.

For more information, please consult the prospectus and latest reports and accounts which may be obtained free of charge in English from FIL Investment Services (UK) Limited. These documents and details of the remuneration policy are available via <https://www.fil.com>.

The tax legislation in United Kingdom may have an impact on your personal tax position. For further details you should consult a tax advisor.

FIL Investment Services (UK) Limited may be held liable solely on the basis of any statement contained in this document that is misleading, inaccurate or inconsistent with the relevant parts of the prospectus of the fund.

The Net Asset Value of the fund is available at the registered office of FIL Investment Services (UK) Limited, and at [www.fidelityinternational.com](http://www.fidelityinternational.com).

The assets and liabilities of the fund are segregated by law from those of other sub-funds and there is no cross-liability among the sub-funds.

You may have the right to switch from this share class into the same or possibly other share class types of another sub-fund of the Fund. Details on switching rules may be found in the Prospectus.

This fund is authorised in United Kingdom and regulated by Financial Conduct Authority (FCA).

FIL Investment Services (UK) Limited is authorised in United Kingdom and regulated by Financial Conduct Authority (FCA).

This key investor information is accurate as at 26/01/2024.

## Purpose

This document provides you with key information about this investment product. It is not marketing material. The information is required by law to help you understand the nature, risks, costs, potential gains and losses of this product and to help you compare it with other products.

## Product

### FTGF ClearBridge US Equity Sustainability Leaders Fund

**Class X GBP ACC • ISIN IE00BZ1NPT63** • A sub-fund of Franklin Templeton Global Funds plc

**Management company (and Manufacturer):** Franklin Templeton International Services S.à r.l. ("FTIS"), part of the Franklin Templeton group of companies.

**Website:** [www.franklintempleton.lu](http://www.franklintempleton.lu)

Call (+352) 46 66 67-1 for more information

The Commission de Surveillance du Secteur Financier (CSSF) is responsible for supervising Franklin Templeton International Services S.à r.l. in relation to this Key Information Document.

This PRIIP is authorised in Ireland.

**Date of Production of the KID:** 28/03/2024

## What is this product?

### Type

The product is a share class of FTGF ClearBridge US Equity Sustainability Leaders Fund (the "Fund") which is part of the Franklin Templeton Global Funds plc, an investment company with variable capital incorporated with limited liability in Ireland and established as an umbrella fund with segregated liability between sub-funds.

### Term

The Fund has no maturity date. The Fund could be closed under the conditions laid down in the current prospectus of the Fund.

### Objectives

#### Investment Objective

The Fund's investment objective is to provide long-term capital appreciation.

#### Investment Policy

- The Fund will invest at least 85% of its assets in shares of US companies that meet the investment manager's financial criteria and its criteria for environmental, social and governance (ESG) policies.
- As an Article 8 fund under SFDR, the investment manager applies its ESG sustainability leader criteria to 100% of the portfolio of the Fund. The investment manager's portfolio construction process restricts the companies in the Fund's investable universe by at least 20% to accommodate only those companies that are sustainability leaders.
- The investment manager will try to focus on companies that, in their view, offer products and services that have a positive impact on society by doing less harm to people and the planet relative to other companies within the same industry.
- The Fund may invest in derivatives (financial instruments whose value is derived from the value of other assets), to help try to achieve the Fund's objective as well as to reduce risk or cost or to generate additional growth or income for the Fund.
- **Benchmark:** Russell 3000 Index

- **Manager's Discretion:** The Fund is actively managed. The investment manager has discretion in selecting investments within the Fund's objective and investment policies. The benchmark is used for performance comparison purposes. While most of the Fund's securities will be components of the benchmark, the weightings of the holdings may differ materially from the weightings in the benchmark. The Fund may also invest in securities that are not included in the benchmark. The Fund's percentage exposures to sectors and industries may differ materially from those of the benchmark.

- **Transaction Costs:** The Fund bears costs in buying and selling investments, which may have a material impact on the Fund's performance.

#### Share Class Policy

Income and gains from the Fund's investments are not paid but instead are reflected in the Fund's share price.

#### Processing of subscription and redemption orders

You can buy, sell and switch your shares on each day that the New York Stock Exchange is open for business.

#### Intended retail investor

The Fund may appeal to investors looking to achieve capital appreciation by obtaining exposure to equity securities of US issuers that meet the investment managers ESG criteria and are deemed by the investment manager as sustainability leaders. Investors should be willing to hold their investment over the long term for a minimum period of 5 to 7 years. The Fund is suitable for investors who do not need to have specific knowledge and/or experience of financial markets with the understanding that they may not get back the full amount invested in the Fund.

#### Depositary

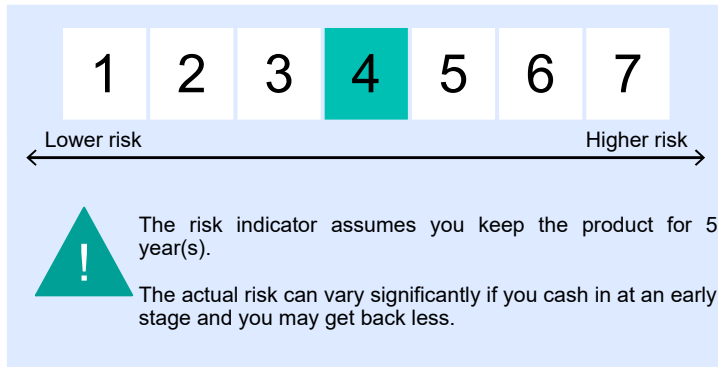
Bank of New York Mellon SA/NV, Dublin Branch

#### Further Information

Please refer to the 'Other relevant information' section below.

## What are the risks and what could I get in return?

### Risk Indicator



The summary risk indicator is a guide to the level of risk of this product compared to other products. It shows how likely it is that the product will lose money because of movements in the markets.

We have classified this product as 4 out of 7, which is a medium risk class. This rates the potential losses from future performance at a medium level, and poor market conditions could impact the capacity to pay you.

**Be aware of currency risk.** In some circumstances, you may receive payment in a different currency, so that the final return you get may depend on the exchange rate between the two currencies. This risk is not considered in the indicator shown above.

Other risks materially relevant to the product not included in the summary risk indicator:

- Sustainability risk

For the other risks applicable to this Fund, please refer to the Primary Risks section of the Fund supplement contained within the prospectus of the Fund.

This product does not include any protection from future market performance so you could lose some or all of your investment.

## Performance Scenarios

The figures shown include all the costs of the product itself, but may not include all the costs that you pay to your advisor or distributor. The figures do not take into account your personal tax situation, which may also affect how much you get back. What you will get from this product depends on future market performance. Market developments in the future are uncertain and cannot be accurately predicted.

The unfavourable, moderate, and favourable scenarios shown are illustrations using the worst, average, and best performance of the product and the suitable benchmark over the last 10 years. Markets could develop very differently in the future.

**Recommended holding period:**

**5 years**

**Example Investment:**

**10,000 GBP**

**If you exit after 1 year**

**If you exit after 5 years**

### Scenarios

Minimum	There is no minimum guaranteed return. You could lose some or all of your investment.		
Stress	What you might get back after costs	1,090 GBP	1,390 GBP
	Average return each year	-89.10%	-32.61%
Unfavourable	What you might get back after costs	8,700 GBP	9,500 GBP
	Average return each year	-13.00%	-1.02%
Moderate	What you might get back after costs	11,620 GBP	21,070 GBP
	Average return each year	16.20%	16.07%
Favourable	What you might get back after costs	14,530 GBP	26,480 GBP
	Average return each year	45.30%	21.50%

The stress scenario shows what you might get back in extreme market circumstances.

Unfavourable scenario: This type of scenario occurred for an investment using the benchmark as stated in the prospectus between December 2021 and December 2023.

Moderate scenario: This type of scenario occurred for an investment using the benchmark as stated in the prospectus between January 2014 and January 2019.

Favourable scenario: This type of scenario occurred for an investment using the benchmark as stated in the prospectus between April 2016 and April 2021.

## What happens if Franklin Templeton International Services S.à r.l. is unable to pay out?

Franklin Templeton International Services S.à r.l. ("FTIS") is the management company of the Fund, but the assets are held separately from FTIS by the depositary. BNY Mellon SA/NV Dublin Branch, as the appointed depositary of the Fund, is liable to the Fund or its shareholders for any loss of financial instruments held in custody by it or its delegates (cash could however be lost in case of default of the depositary or its delegates).

There is no compensation or guarantee scheme protecting you from a default of the Fund's depositary.

## What are the costs?

The person advising on or selling you this product may charge you other costs. If so, this person will provide you with information about these costs and how they affect your investment.

### Costs over Time

The tables show the amounts that are taken from your investment to cover different types of costs. These amounts depend on how much you invest, how long you hold the product and how well the product does. The amounts shown here are illustrations based on an example investment amount and different possible investment periods.

We have assumed:

- In the first year you would get back the amount that you invested (0% annual return). For the other holding periods we have assumed the product performs as shown in the moderate scenario
- GBP 10,000 is invested

	<b>If you exit after 1 year</b>	<b>If you exit after 5 years</b>
<b>Total costs</b>	119 GBP	1,107 GBP
<b>Annual cost impact (*)</b>	1.2%	1.2% each year

(\*) This illustrates how costs reduce your return each year over the holding period. For example it shows that if you exit at the recommended holding period your average return per year is projected to be 17.3% before costs and 16.1% after costs.

We may share part of the costs with the person selling you the product to cover the services they provide to you. They will inform you of the amount.

Please note that the figures shown here do not include any additional fees that may be charged by your distributor, advisor or any insurance wrapper in which the fund may be placed.

## Composition of Costs

One-off costs upon entry or exit		If you exit after 1 year
Entry costs	We do not charge an entry fee.	0 GBP
Exit costs	We do not charge an exit fee for this product, but the person selling you the product may do so.	0 GBP
Ongoing costs taken each year		
Management fees and other administrative or operating costs	1.06% of the value of your investment per year. This is an estimate based on actual costs over the last year.	106 GBP
Transaction costs	0.13% of the value of your investment per year. This is an estimate of the costs incurred when we buy and sell the underlying investments for the product. The actual amount will vary depending on how much we buy and sell.	13 GBP
Incidental costs taken under specific conditions		
Performance fees (and carried interest)	There is no performance fee for this product.	0 GBP

## How long should I hold it and can I take money out early?

### Recommended holding period: 5 year(s)

This Fund has no minimum required holding period. We consider that the 5 year recommended holding period is appropriate because the Fund is designed for long-term investment. You may sell your shares on any dealing day. The value of your investments may go down as well as up irrespective of the period you are holding your investments, depending on such factors as the performance of the Fund, movements in stock and bond prices, and conditions in financial markets generally. Please contact your broker, financial adviser or distributor for information on any costs and charges relating to the sale of the shares.

## How can I complain?

Investors who would like to receive the procedures relating to complaints handling or wish to make a complaint about the Fund, the operation of FTIS or the person advising on or selling the Fund, should go on the website [www.franklintempleton.lu](http://www.franklintempleton.lu), contact Franklin Templeton International Services, S.à r.l., 8A, rue Albert Borschette L-1246 Luxembourg, or send an e-mail to the client service department at [lucs@franklintempleton.com](mailto:lucs@franklintempleton.com).

## Other relevant information

For further information on the investment objective and policies of the Fund, please refer to the Fund supplement within the current prospectus. Copies of the latest prospectus, including the Fund's supplement, and the latest annual & semi-annual reports of Franklin Templeton Global Funds plc, as well as the latest prices of shares and other information on the Fund (including other share classes of the Fund) are available in English and, selectively, in certain other languages on the website [www.franklintempleton.ie](http://www.franklintempleton.ie), your local Franklin Templeton website, or may be obtained free of charge from the Administrator: BNY Mellon Fund Services (Ireland) Designated Activity Company, One Dockland Central, Guild Street, International Financial Services Centre, Dublin 1, Ireland or your financial adviser.

The past performance presenting on the last 8 years and previous performance scenario calculations are available under:

- [https://docs.data2report.lu/documents/KID\\_PP/KID\\_annex\\_PP\\_FTI\\_IE00BZ1NPT63\\_en.pdf](https://docs.data2report.lu/documents/KID_PP/KID_annex_PP_FTI_IE00BZ1NPT63_en.pdf).
- [https://docs.data2report.lu/documents/KID\\_PS/KID\\_annex\\_PS\\_FTI\\_IE00BZ1NPT63\\_en.pdf](https://docs.data2report.lu/documents/KID_PS/KID_annex_PS_FTI_IE00BZ1NPT63_en.pdf).

# KEY INFORMATION DOCUMENT

## Purpose:

This document provides you with key information about this investment product. It is not marketing material. The information is required by law to help you understand the nature, risks, costs, potential gains and losses of this product and to help you compare it with other products.

Document valid from: 15/03/2024

## Guinness Global Equity Income Fund (the "Fund"), Class Y GBP Acc, ISIN: IE00BVYPNY24

### Product

The Fund, a sub-fund of Guinness Asset Management Funds plc (the "Company"), is authorised and supervised by the Central Bank of Ireland ("CBI") in Ireland and manufactured by Waystone Management Company (IE) Limited (the "Manager"). The Manager is authorised in Ireland and regulated by the CBI and the CBI is responsible for supervising the Manager in relation to this Key Information Document.

For more information on this product, please refer to [www.guinnessgi.com](http://www.guinnessgi.com) or call +44 20 7222 5703.

### What is this product?

**Type:** The Fund is domiciled in Ireland and is an open-ended investment company and qualifies as an undertaking for collective investment in transferable securities ("UCITS").

**Intended Retail Investor:** Investment in the Fund is suitable only for those persons and institutions for whom such investment does not represent a complete investment program; who understand the degree of risk involved (as detailed under the section of the Prospectus and Supplement headed "Risk Factors"), can tolerate a medium level of volatility and believe that the investment is suitable based upon investment objectives and finance needs. Investment in the Fund should be viewed as medium to long-term.

**Term:** The Fund does not have a fixed term of existence or maturity period but in certain circumstances, as described in the Prospectus, the Fund may be unilaterally terminated following written notice to investors subject to compliance with the Prospectus and applicable regulation. Subject to the liquidation, dissolution and termination rights of the Board of the Company as set forth in the Prospectus, the Fund cannot be automatically terminated.

### Objectives:

The Fund aims to increase the value of the amount you invest in it over a period of years and to pay out income to you. To do this the Fund invests in the shares of a range of companies around the world which are expected to provide a higher than average income.

The Fund invests in a portfolio of global equities providing an above average yield (i.e. a higher yield than the yield of the overall global equity market), however, the Fund may also invest, to a limited extent, in other instruments such as government bonds and corporate fixed income securities of investment grade rating.

Under normal market conditions the Fund intends to invest in at least 20 stocks.

The Fund may invest in securities of companies with a wide range of market capitalizations and in companies domiciled throughout the world, including companies domiciled in or traded on Emerging Markets. The bulk of the Fund's investments will however be concentrated in liquid shares of companies with a market capitalisation in excess of \$1billion.

The Fund is considered to be actively managed in reference to the MSCI World Index (the "Benchmark") by virtue of the fact that it uses the Benchmark solely for performance comparison purposes.

You may sell your investment on any working day in Ireland.

Any income the Fund receives will be reinvested to grow the value of your investment.

The depositary of the Fund is Brown Brothers Harriman Trustee Services (Ireland) Limited ("the Depositary").

### What are the risks and what could I get in return?

#### Risk indicator



The risk indicator assumes you keep the product for 5 years. The actual risk can vary significantly if you cash in at an early stage and you may get back less than your original investment. In addition to the market price risk, please refer to the Prospectus for further information.

If the Fund currency differs from your investment currency, you will receive payments in a different currency, so the final return you will get depends on the exchange rate between the two currencies. This risk is not considered in the indicator shown above.

The summary risk indicator is a guide to the level of risk of this product compared to other products. It shows how likely it is that the product will lose money because of movements in the markets or because we are not able to pay you.

We have classified this product as class 4 out of 7, which is a medium risk class. This rates the potential losses from future performance at a medium level. Poor market conditions could impact your returns.

The value of your investment may fall and you may not get back the amount you invested.

Beside the risks included in the risk indicator, other risks may affect the Fund performance. Please refer to the Company's Prospectus for further details.



## Performance scenarios

What you will get from this product depends on future market performance. Market developments in the future are uncertain and cannot be accurately predicted.

The figures shown include all the costs of the product itself, but do not take into account your personal tax situation and may not include all the costs that you pay to your advisor or distributor, which may also affect how much you get back.

The stress scenario shows what you might get back in extreme market circumstances.

The unfavourable, moderate, and favourable scenarios shown are illustrations of what you might get back using the worst, average, and best performance of the product / a suitable benchmark over the last 10 years. Markets could develop very differently in the future.

<b>Investment: GBP 10,000 (Recommended holding period: 5 years)</b>			
<b>Scenarios</b>		<b>If you exit after 1 year</b>	<b>If you exit after 5 years (recommended holding period)</b>
<b>Minimum:</b>	<b>There is no minimum guaranteed return. You could lose some or all of your investment.</b>		
<b>Stress Scenario</b>	<b>What you might get back after costs</b>	2,250 GBP	<b>2,280 GBP</b>
	Average return each year	- 77.53 %	- 25.57 %
<b>Unfavourable Scenario</b>	<b>What you might get back after costs</b>	9,650 GBP	<b>10,650 GBP</b>
	Average return each year	- 3.52%	1.28%
<b>Moderate Scenario</b>	<b>What you might get back after costs</b>	10,970 GBP	<b>17,120 GBP</b>
	Average return each year	9.71%	11.35%
<b>Favourable Scenario</b>	<b>What you might get back after costs</b>	13,310 GBP	<b>18,830 GBP</b>
	Average return each year	33.07%	13.5%

Unfavourable: This type of scenario occurred for an investment between 12/2022 and 01/2024.

Moderate: This type of scenario occurred for an investment between 08/2016 and 07/2021.

Favourable: This type of scenario occurred for an investment between 05/2016 and 04/2021.

### What happens if the Manager is unable to pay out?

The Manager is responsible for administration and management of the Company and does not typically hold assets of the Fund (assets that can be held by depositary are, in line with applicable regulations, held with a depositary in its custody network). The Manager and the Investment Manager have no obligation to pay out since the Fund's design does not contemplate any such payment being made. However, investors may suffer loss if the Company or the depositary is unable to pay out. There is no public or private investor compensation scheme that can compensate for any losses due to the insolvency of the Company, the Manager and the Investment Manager.

## What are the costs?

### Costs over Time

The person selling you or advising you about the Fund may charge you other costs. If so, this person will provide you with information about these costs and show you the impact that all costs will have on your investment over time.

The tables show the amounts that are taken from your investment to cover different types of costs. These amounts depend on how much you invest, how long you hold the Fund and how well the Fund performs. The amounts shown here are illustrations based on an example investment amount and different possible investment periods:

We have assumed:

- In the first year you would get back the amount that you invested (0% annual return). For the other holding period we have assumed the Fund performs as shown in the moderate scenario.
- GBP 10,000 is invested.

Investment: GBP 10,000		
	If you exit after 1 year	If you exit after 5 years (recommended holding period)
<b>Total costs</b>	85 GBP	<b>738 GBP</b>
Annual Cost Impact (*)	0.85 %	0.94 %

\*This illustrates how costs reduce your return each year over the holding period. For example it shows that if you exit at the recommended holding period your average return per year is projected to be 12.30% before costs and 11.35% after costs.

### Composition of Costs

			If you exit after 1 year
<b>One-off costs upon entry or exit</b>	<b>Entry costs</b>	Up to 5.00% is the maximum amount you pay when entering this investment and you could pay less. You can find out the actual charges from your financial advisor, distributor or the third party selling you the product.	0 GBP
	<b>Exit costs</b>	The impact of the costs you pay when exiting your investment. We do not charge an exit fee for this investment, but the person selling you the product may do so.	0 GBP
<b>Ongoing costs</b>	<b>Management fees and other administrative or operating costs</b>	0.79% are incurred each year in managing your investments including those incurred by any underlying investments.	80 GBP
	<b>Transaction costs</b>	0.05% is the impact of the costs incurred when we are buying and selling underlying investments for the product.	5 GBP
<b>Incidental costs taken under specific conditions</b>	<b>Performance fees</b>	There is no performance fee for this product.	N/A

### How long should I hold it and can I take my money out early?

The recommended holding period is 5 years for investments made into this Fund. If you sell your shares before the end of the recommended holding period you may increase the risk of receiving back less than you invested.

**Recommended holding period: 5 years**

### How can I complain?

Complaints may be referred to the Complaints Department, Waystone Management Company (IE) Limited, 35 Shelbourne Road, Ballsbridge, Dublin, D04 A4E0, Ireland or by email to [complianceeurope@waystone.com](mailto:complianceeurope@waystone.com). A copy of our complaint guide is available on request.

Once we have considered your complaint, you may have the right to refer the matter to the Central Bank of Ireland ("CBI"). Should you wish to refer a complaint or contact the CBI, you may do so at: Central Bank of Ireland, New Wapping Street, North Wall Quay, Dublin 1, D01 F7X3, Ireland or by telephone to +353 1 224 6000.

### Other relevant information

Alongside this document, please read the Prospectus. Copies of the Prospectus, the latest annual and semi-annual reports, as well as the latest published prices of the shares in the Fund and other information, including how to buy and sell shares are available from the administrator or the website below.

You may switch your shares to the shares of another sub-fund of the Company. Please refer to the Prospectus for full details.

Guinness Asset Management Funds plc is an umbrella Fund with segregated liability between sub-funds. This means that the holdings of the Fund are maintained separately under Irish law from the holdings of other sub-funds of Guinness Asset Management Funds plc and your investment in the Fund should not be affected by any claims against another sub-fund of Guinness Asset Management Funds plc.

The above information and details of the past performance of the Fund and the previous performance scenario calculations can be found on the website <https://www.guinnessgi.com/literature#tab-regulatory-documents>. The past performance chart shows the share class's performance as the percentage loss or gain per year over the last 8 years.

## Key Investor Information

This document provides you with key investor information about this Fund. It is not marketing material. The information is required by law to help you understand the nature and the risks of investing in this Fund. You are advised to read it so you can make an informed decision about whether to invest.

# American Index Fund

a sub-fund of HSBC Index Tracker Investment Funds, (the "OEIC");  
managed by HSBC Global Asset Management (UK) Limited

Class: Accumulation C  
ISIN: GB00B80QG615

**Explanations of terms shown within the objectives and policy in bold, can be found within the glossary on our website: <http://www.assetmanagement.hsbc.com>.**

## Objectives and Investment Policy

- The Fund aims to track the performance of the S&P 500 Index (the "Index") before the deduction of charges and tax.
- The Index is made up of the 500 largest stock market listed companies in the United States of America, as defined by the Index provider.
- The Fund will invest directly in shares (**equities**) of all of the companies that make up the Index and in the same or very similar proportions in which they are included in the Index.
- However, there may be circumstances when it is not possible or practical for the Fund to invest in shares of all the companies of the Index. The Fund may not invest in all the companies of the Index to manage transaction costs or to reflect market conditions, regulations or HSBC's banned weapons policy.
- The Fund may hold cash and other funds, including funds managed by the **HSBC Group**, to manage day-to-day cash flow requirements.
- The anticipated **tracking error** for the Fund is expected to be up to 0.10%.

### Use of derivatives

- The Fund may invest in different types of **derivatives** for **efficient portfolio management**, including **hedging**. In particular the Fund may use **derivatives** to help it manage cash flows and dividend payments with the aim of generating **returns** that are consistent with the Index. The use of **derivatives** will be consistent with the risk profile of the Fund.
- The Fund may enter into securities lending transactions for up to 29% of its assets. However, this is not expected to exceed 25%.
- Income is reinvested.
- You may sell your investment on any business day by contacting the administrator before the dealing deadline at 12pm.
- Recommendation: this Fund may not be appropriate for investors who plan to withdraw their money within a period of 5 years.

## Risk and Reward Profile



The risk and reward indicator is based on historical data and may not be a reliable indication of the future risk profile of the Fund.

The risk and reward category shown is not guaranteed to remain unchanged and may shift over time. The lowest category does not mean a risk-free investment.

### Why is this Fund in this specific category?

This Fund is classified in category 5 because its price or simulated data has shown medium to high fluctuations historically.

### Material risks not fully captured by the Risk and Reward Indicator:

- **Counterparty Risk** The possibility that the counterparty to a transaction may be unwilling or unable to meet its obligations.
- **Derivatives Risk** Derivatives can behave unexpectedly. The pricing and volatility of many derivatives may diverge from strictly

reflecting the pricing or volatility of their underlying reference(s), instrument or asset.

- **Exchange Rate Risk** Changes in currency exchange rates could reduce or increase investment gains or investment losses, in some cases significantly.
- **Index Tracking Risk** To the extent that the Fund seeks to replicate index performance by holding individual securities, there is no guarantee that its composition or performance will exactly match that of the target index at any given time ("tracking error").
- **Investment Leverage Risk** Investment Leverage occurs when the economic exposure is greater than the amount invested, such as when derivatives are used. A Fund that employs leverage may experience greater gains and/or losses due to the amplification effect from a movement in the price of the reference source.
- **Liquidity Risk** Liquidity is a measure of how easily the Fund's holdings can be quickly converted to cash. The value of the Fund's holdings may be significantly impacted by liquidity risk during adverse market conditions.
- **Operational Risk** Operational errors may affect transactions, valuation, accounting, financial reporting and other processes relating to the Fund.

## Charges

The charges you pay are used to pay the running costs of the Fund, including the marketing and distribution costs. These charges reduce the potential growth of the investment.

### One-off charges taken before or after you invest

Entry charge	0.00%
Exit charge	0.00%

This is the maximum that might be taken out of your money before it is invested or before the proceeds of your investment are paid out.

### Charges taken from the Fund over a year

Ongoing charge	0.06%
----------------	-------

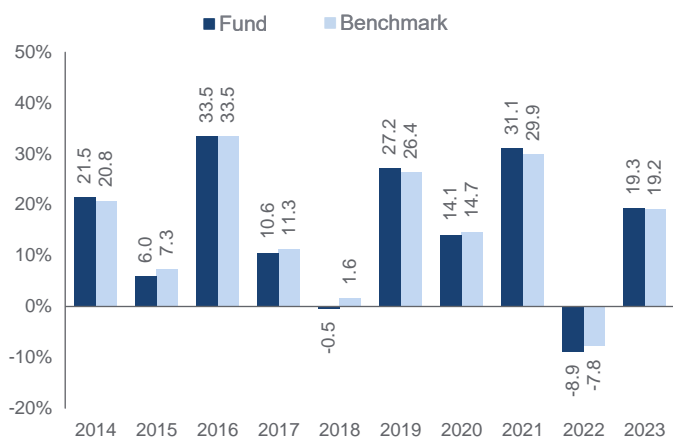
### Charges taken from the Fund under certain specific conditions

Performance fee	None
-----------------	------

- The entry and exit charges shown are the maximum that may be charged. In some cases you may pay less. You can obtain the actual charges from your financial adviser.
- A conversion charge may be payable.
- The ongoing charges figure is based on last year's expenses for the year ending 15/11/2023. Charges may vary from year to year.

Further information on Charges can be found in the "Fees and Expenses" section of the Fund's Prospectus.

## Past Performance



- Past performance is not a guide to future performance; the value of your investment and any income from it can go down as well as up.
- Performance returns are based on the net asset value with distributable income reinvested. Past performance takes account of all ongoing charges but not entry, exit or conversion charges.
- The past performance of this share class is calculated in GBP.
- The performance of the Fund is shown against the performance of the S&P 500 Index.
- The Fund was launched on 31 October 1988.

## Practical Information

### Depository

State Street Trustees Limited.

### Further information

Further information about the OEIC including the latest Prospectus, latest published prices of shares, annual report and half yearly report may be obtained free of charge, in English, from the Administrator, HSBC Global Asset Management (UK) Limited, Sunderland SR43 4BF or by visiting [www.assetmanagement.hsbc.com](http://www.assetmanagement.hsbc.com). The most recent Prospectus is available in English. This document describes a single share class of the OEIC. The Prospectus, annual and half yearly reports are prepared for the entire OEIC.

### Share classes

Other share classes are available, as detailed in the Prospectus. It is possible to convert your shares into a different share class or switch your shares into a different Fund within the OEIC. Details of how to do this are in the Prospectus (please note an initial charge may apply).

### Remuneration Policy

The Remuneration Policy of the Authorised Corporate Director, which describes the remuneration practices and governance arrangements for UCITS and AIFMD Authorised entities, is available at [www.assetmanagement.hsbc.com](http://www.assetmanagement.hsbc.com) (please select "About Us" then "Our Governance" then "Remuneration Practices and Governance Arrangements for UCITS and AIFMD Authorised Entities") or on request free of charge from the Administrator.

### Tax

UK tax legislation may have an impact on your personal position.

### Management Company

HSBC Global Asset Management (UK) Limited, the Authorised Corporate Director, may be held liable solely on the basis of any statement contained in this document that is misleading, inaccurate or inconsistent with the relevant parts of the Prospectus for the OEIC.

### Segregated liability

The OEIC is an umbrella investment company with segregated liability between Funds. This means that the holdings of one Fund are kept separate from the holdings of the other Funds and your investment in the Fund cannot be used to pay the liabilities of any other Fund.

The Fund is authorised in the United Kingdom and regulated by the Financial Conduct Authority. HSBC Global Asset Management (UK) Limited is authorised in the United Kingdom and regulated by the Financial Conduct Authority.

This key investor information is accurate as at 09 February 2024.

## Key Investor Information

This document provides you with key investor information about this fund. It is not marketing material. The information is required by law to help you understand the nature and the risks of investing in this fund. You are advised to read it so you can make an informed decision about whether to invest.

# IFSL Evenlode Income Class C Shares

A Sub-fund of the IFSL Evenlode Investment Funds ICVC (ISIN Income GB00BD0B7G86, Accumulation GB00BD0B7F79)

This Fund is managed by Investment Fund Services Limited (IFSL)

## Objectives and Investment Policy

The investment objective of the Fund is to provide income and capital growth over Rolling Periods of 5 years, with an emphasis on income.

At least 80% of the Fund will be invested in the equity securities of companies listed in the United Kingdom.

The Fund may also invest in equity securities of companies listed globally, fixed income securities, cash (or near cash) and up to 10% in collective investment schemes (which may include schemes managed or operated by the ACD or its associates).

The Fund may invest in derivatives to reduce risk or cost or to generate additional capital or income at proportionate risk (known as "Efficient Portfolio Management").

The Fund is actively managed and the Investment Manager focuses on companies which offer a combination of high and growing cash-flows (to deliver both capital growth and dividend growth for the Fund) and low business risk. The Investment Manager will perform analysis to identify shares in companies that offer this combination. As part of this analysis, the Investment Manager will consider a company's free cash flow generation. This is a financial measure of how much surplus cash a company is able to generate after funding its operating costs, working capital, capital expenditures, interest and tax. A high level of free cash flow indicates to the Investment Manager that a company has sufficient cash flow to satisfy its obligations, including the ability to provide a sustainable dividend stream.

Shareholders may wish to compare the performance of the Fund against the FTSE

All Share Index. The index is a broadly based UK index which includes a wide range of companies across all market capitalisations which is consistent with the share selection process. The shares comprising the index are aligned with the Fund's UK focus, and on that basis the index is considered an appropriate performance comparator for the Fund. Please note the Fund is not constrained by or managed to the index.

The Investment Association (IA), the trade body for UK investment managers, has created a number of 'sectors', as a way of dividing funds into broad groups with similar characteristics.


Shareholders may also wish to compare the Fund's performance against other funds within the IA's UK All Companies sector as this will provide an indication of how the Fund is performing compared to its peers in that sector. As the sector aligns with the Fund's asset allocation, it is considered an appropriate performance comparator for the Fund.

The Fund pays income. If you wish to receive this please tell us. If you do not want to receive income you will be given accumulation shares which means income is invested back into the Fund and reflected in the price of your shares.

You can buy or sell all or part of your investment on any business day subject to the minimum holding requirements.

Recommendation: this fund may not be appropriate for investors who plan to withdraw their money in the short-term (within 5 years). The Fund should be viewed as a medium to long-term investment only.

## Risk and Reward Profile



This indicator aims to give you a measure of the price movement of this share class based on past data. It uses historic returns over the last five years. If five years' data is not available, simulated data based on a representative portfolio are used.

Past data may not be a reliable indication of the future risk profile of the Fund. The risk category may change in the future and is not guaranteed. The lowest category does not mean risk free. The value of investments and the income from them may fall as well as rise and you may not get back the amount you originally invested.

This Fund has been measured as 5 because its investments have experienced moderate to high volatility in the past. The Fund's volatility is affected by various risks, including:

The Fund will be exposed to financial markets and market conditions can change rapidly. Prices can move irrationally and be affected unpredictably by diverse factors, including political and economic events.

The Fund may be exposed to the shares of smaller companies which are typically riskier than larger, more established companies. Difficulty in trading may arise, resulting in a negative impact on your investment. Shares in smaller companies may be harder to sell at a desired price and/or in a timely manner, especially in difficult market conditions.

The Fund may be exposed to emerging markets, which are typically riskier than more established markets, as they can involve a higher than average risk due to the volatility of currency exchange rates, limited geographic focus, investment in a smaller number of issues, political and economic instability and less liquid markets. Difficulty in trading may arise, resulting in a negative impact on your investment.

The Fund may be exposed to bonds, the prices of which will be impacted by factors including; changes in interest rates, inflation expectations and perceived credit quality.

The Fund may have exposure to overseas markets, either directly or indirectly, and is therefore exposed to currency risk. As a result, the value of your investment can be affected by changes in exchange rates.

The Fund will invest mainly in the UK therefore investments will be vulnerable to sentiment in that market which may strongly affect the value of the Fund.

In certain market conditions, the Fund may not be able to sell one or more of its assets for the full value, or at all. This could affect the performance of the Fund and could cause the Fund to defer or suspend redemptions of its shares, meaning investors may not be able to have immediate access to their holdings.

A company that we deal with may renege on its obligations, costing the Fund money.

The Fund may enter into various financial contracts (known as derivatives) in an attempt to protect the value of the Fund's assets or to reduce the costs of investing, although this may not be achieved.

Operational processes, including those related to the safekeeping of assets, may fail. This may result in losses to the Fund, or inconvenience to investors.

Dividends paid by companies are not guaranteed and can be cancelled, which may impact the Fund's ability to deliver an income to investors.

Investors are encouraged to read the 'risk factors' section of the Fund's prospectus to find a more extensive list of the risks that apply to this Fund.

## Charges

The charges you pay are used to pay the costs of running the Fund, including the costs of marketing and distributing it. These charges reduce the potential growth of your investment. The entry and exit charges shown are maximum figures. In some cases you may pay less - you can find this out from your financial adviser.

The ongoing charges figure is based on expenses as at 31/08/2023. This figure may vary from year to year. It excludes:

- Portfolio transaction costs, except in the case of an entry/exit charge paid by the Fund retail scheme when buying or selling units in another collective investment undertaking.

For more information about charges, please see Section 7 of the Fund's Prospectus, which is available at [www.ifslfunds.com](http://www.ifslfunds.com).

### One-off charges taken before or after you invest

Entry Charge	5.00%
Exit Charge	None

This is the maximum that might be taken out of your money before it is invested.

### Charges taken from the fund over each year

Ongoing Charges	0.78%
-----------------	-------

### Charges taken from the fund under certain conditions

Performance Fee	None
-----------------	------

## Past Performance

### Historic performance to 31 December 2023



	2014	2015	2016	2017	2018	2019	2020	2021	2022	2023
Fund	-	-	17.2	15.3	0.5	24.4	-7.3	17.8	-2.7	9.4
Benchmark	-	-	16.8	13.1	-9.5	19.2	-9.8	18.3	0.3	7.9
Benchmark 2	-	-	11.0	14.1	-11.2	22.4	-6.2	17.1	-9.2	7.4

Past performance is not a reliable indicator of future performance; the value of your investment and any income from it can go down as well as up.

Performance returns are based on the net asset value with distributable income reinvested and takes account of all ongoing charges, but not entry and exit charges. The past performance of this share class is calculated in GBP.

This Fund was launched on 19 October 2009.

This share class was launched on 1 May 2015.

Benchmark: FTSE AllSh TR GBP.

Benchmark 2: IA UK All Companies.

## Practical Information

If you wish to sell all or part of your investment please write to us at Investment Fund Services Limited, Marlborough House, 59 Chorley New Road, Bolton, BL1 4QP or telephone 0808 178 9321. Your deal will be placed at the next valuation point after we receive your instruction.

The Prospectus, Annual and Half-Yearly Report and Accounts for the Fund are available free of charge at [www.ifslfunds.com](http://www.ifslfunds.com) or by calling 0808 178 9321. The documents are available in English only.

For further details including how to invest please see the Supplementary Information Document which is available at [www.ifslfunds.com](http://www.ifslfunds.com) or call 0808 178 9321.

Other share classes of the Fund are available. For further details please see the Fund's Prospectus which is available at [www.ifslfunds.com](http://www.ifslfunds.com). The Prospectus, Annual and Half-Yearly Reports cover all the Funds within the ICVC.

You may switch to any Fund in the range subject to meeting the investment criteria, please refer to the Prospectus for further details.

The Depositary for the Fund is NatWest Trustee & Depositary Services Limited.

UK taxation may have an impact on your personal tax position.

Fund prices are available on our website [www.ifslfunds.com](http://www.ifslfunds.com).

The Sub-funds of the ICVC are segregated by law. In the unlikely event of one Sub-fund having debts, the assets of the other funds may not be used to settle these.

Investment Fund Services Limited may be held liable solely on the basis of any statement contained in this document that is misleading, inaccurate or inconsistent with the relevant parts of the Prospectus.

Benchmark data source: FTSE Russell <https://www.ftserussell.com/legal/legal-disclaimer>

The Remuneration Policy of Investment Fund Services Limited is available from [www.ifslfunds.com](http://www.ifslfunds.com). This Policy describes how remuneration and benefits are calculated and the governance arrangements in place around these payments. A paper copy of this Policy is also available free of charge upon request.

**KEY INVESTOR INFORMATION**

This document provides you with key investor information about this Fund. It is not marketing material. The information is required by law to help you understand the nature and risks of investing in this Fund. You are advised to read it so you can make an informed decision about whether to invest.

**iShares UK Gilts All Stocks Index Fund (UK)**

A sub-fund of BlackRock Collective Investment Funds

**Class D Accumulating GBP**

ISIN: GB00B83HGR24

Manager: BlackRock Fund Managers Limited

**Objectives and Investment Policy**

- ▶ The Fund aims to provide a return on your investment (generated through an increase in the value of the assets held by the Fund and/or income received from those assets) by tracking closely the performance of the FTSE Actuaries UK Conventional Gilts All Stocks Index, the Fund's benchmark index.
- ▶ The Fund is passively managed and the investment manager has limited discretion to select the Fund's investments and in doing so may take into consideration the benchmark index. The Fund invests in fixed income securities (such as bonds) that make up the benchmark index and, at the time of purchase, comply with the credit rating requirements of the benchmark index.
- ▶ The Fund's benchmark index measures the performance of Sterling denominated United Kingdom (UK) Government fixed income securities (gilts). The fixed income securities will have a credit rating which reflects that of the UK Government. The fixed income securities will pay income according to a fixed rate of interest.
- ▶ The Fund uses techniques to achieve a similar return to its benchmark index. These techniques may include the strategic selection of certain securities that make up the benchmark index or other fixed income securities which provide similar performance to certain constituent securities. They may also include the use of derivatives (i.e. investments the prices of which are based on one or more underlying assets).
- ▶ The Fund may also engage in short-term secured lending of its investments to certain eligible third parties. This is used as a means of generating additional income and to off-set the costs of the Fund.
- ▶ Recommendation: This Fund may not be appropriate for short-term investment.
- ▶ Your units will be accumulating units (i.e. dividend income will be included in their value).
- ▶ Your units will be denominated in Sterling, the Fund's base currency.
- ▶ You can buy and sell your units daily. The minimum initial investment for this unit class is £100,000.

For more information on the Fund, share/unit classes, risks and charges, please see the Fund's prospectus, available on the product pages at [www.blackrock.com](http://www.blackrock.com)

**Risk and Reward Profile**



- ▶ This indicator is based on historical data and may not be a reliable indication of the future risk profile of the Fund.
- ▶ The risk category shown is not guaranteed and may change over time.
- ▶ The lowest category does not mean risk free.
- ▶ The Fund is rated four due to the nature of its investments which include the risks listed below. These factors may impact the value of the Fund's investments or expose the Fund to losses.

- Credit risk, changes to interest rates and/or issuer defaults will have a significant impact on the performance of fixed income securities. Potential or actual credit rating downgrades may increase the level of risk.
- Investment risk is concentrated in specific sectors, countries, currencies or companies. This means the Fund is more sensitive to any localised economic, market, political, sustainability-related or regulatory events.
- ▶ Particular risks not adequately captured by the risk indicator include:
  - Counterparty Risk: The insolvency of any institutions providing services such as safekeeping of assets or acting as counterparty to derivatives or other instruments, may expose the Fund to financial loss.
  - Credit Risk: The issuer of a financial asset held within the Fund may not pay income or repay capital to the Fund when due.
  - Liquidity Risk: Lower liquidity means there are insufficient buyers or sellers to allow the Fund to sell or buy investments readily.

## Charges

The charges are used to pay the costs of running the Fund, including the costs of marketing and distributing it. These charges reduce the potential growth of your investment.

The entry and exit charges shown are maximum figures. In some cases you might pay less. Please refer to your financial advisor or the distributor for the actual entry and exit charges.

\*Subject to a charge of up to 2% paid into the Fund where the Manager suspects excessive trading by an investor.

The ongoing charges figure is based on expenses for the twelve month period ending 31 December 2023. This figure may vary from year to year. It excludes portfolio trade-related costs, except costs paid to the custodian and any entry/exit charge paid to an underlying collective investment scheme (if any).

\*\* To the extent the Fund undertakes securities lending to reduce costs, the Fund will receive 62.5% of the associated revenue generated and the remaining 37.5% will be received by BlackRock as the securities lending agent. As securities lending revenue sharing does not increase the costs of running the Fund, this has been excluded from the ongoing charges.

One-off charges taken before or after you invest	
Entry Charge	None
Exit Charge	None*

This is the maximum that might be taken out of your money before it is invested or before proceeds of your investments are paid out.

Charges taken from the Fund over each year	
Ongoing Charges	0.11%**
Charges taken from the Fund under certain conditions	
Performance Fee	None

## Past Performance

Past performance is not a guide to future performance.

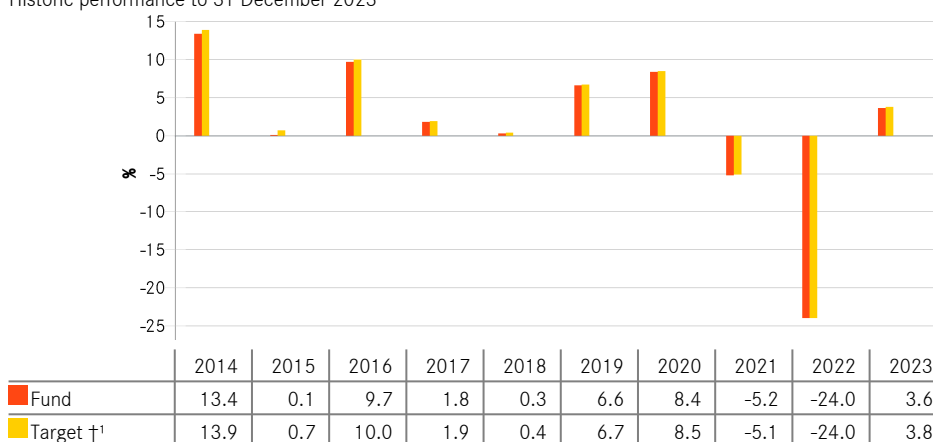
The chart shows the Fund's annual performance in GBP for each full calendar year over the period displayed in the chart. It is expressed as a percentage change of the Fund's net asset value at each year-end. The Fund was launched in 2005. The unit class was launched in 2012.

Performance is shown after deduction of ongoing charges. Any entry/exit charges are excluded from the calculation.

†1 FTSE Actuaries UK Conventional Gilts All Stocks Index (GBP)

As of 28 February 2015, the benchmark index converted from a close of business valuation to a midday valuation. For the purposes of demonstrating historic performance in the "Past Performance" table from 28 February 2015 or from the launch of the share class if later.

Historic performance to 31 December 2023



## Practical Information

- ▶ The trustee and depositary of the Fund is The Bank of New York Mellon (International) Limited, which also acts as custodian.
- ▶ Further information about the Fund can be obtained from the latest annual report and half-yearly reports of the BlackRock Collective Investment Funds (BCIF). These documents are available free of charge in English. These can be found, along with other information, such as unit prices, on the BlackRock website at [www.blackrock.com](http://www.blackrock.com), on the iShares website at [www.ishares.com](http://www.ishares.com) or by calling Investor Services on 0800 44 55 22.
- ▶ Investors should note that the tax legislation that applies to the Fund may have an impact on the personal tax position of your investment in the Fund.
- ▶ The Fund is a sub-fund of BCIF, an umbrella structure comprising different sub-funds. This document is specific to the Fund and unit class stated at the beginning of this document. However, the prospectus, annual and half-yearly reports are prepared for the umbrella.
- ▶ BlackRock Fund Managers Limited may be held liable solely on the basis of any statement contained in this document that is misleading, inaccurate or inconsistent with the relevant parts of the Fund's prospectus.
- ▶ The assets of the Fund are held on trust for its unitholders under English trust law which means that its assets cannot be used to discharge the liabilities of other sub-funds within BCIF. In addition, the Fund's assets are held separately from the assets of other sub-funds.
- ▶ Investors may switch their units in the Fund for units in another sub-fund within BCIF, subject to meeting certain conditions as set out in the prospectus.
- ▶ The Remuneration Policy of the Management Company, which describes how remuneration and benefits are determined and awarded, and the associated governance arrangements, is available at [www.blackrock.com/Remunerationpolicy](http://www.blackrock.com/Remunerationpolicy) or on request from the registered office of the Management Company.



## KEY INVESTOR INFORMATION

This document provides you with Key Investor Information about this Fund. It is not marketing material. The information is required by law to help you understand the nature and the risks of investing in this Fund. You are advised to read it so you can make an informed decision about whether to invest.

## Janus Henderson

### Strategic Bond Fund Class I Acc ISIN: GB0007533820

A sub-fund of Janus Henderson UK & Europe Funds, a UK OEIC managed by Janus Henderson Fund Management UK Limited.  
Fund Currency: GBP Share Class Currency: GBP

## Objective and investment policy

### Objective

The Fund aims to provide a return, from a combination of income and capital growth over the long term.

Performance target: To outperform the IA Sterling Strategic Bond sector average, after the deduction of charges, over any 5 year period.

### Investment policy

The Fund invests in a global portfolio of bonds of any quality, including high yield (non-investment grade) bonds, issued by governments or companies. Where investments are made in assets in currencies other than the base currency of the Fund, the Fund will seek to hedge those assets back to the base currency to remove the risk of currency exchange rate movements.

The Fund may also hold other assets including bonds of other types from any issuer, preference shares, cash and money market instruments. In certain market conditions, the Fund may invest more than 35% of its assets in government bonds issued by any one body.

The Investment Manager may use derivatives (complex financial instruments), including total return swaps, with the aim of making investment gains in line with the Fund's objective, to reduce risk or to manage the Fund more efficiently. The Fund is actively managed with reference to the IA Sterling Strategic Bond sector average, which is based on a peer group of broadly similar funds, as this forms the basis of the Fund's performance target. The Investment Manager has complete freedom to choose individual investments for the Fund and to vary allocations between different types of bonds.

### Strategy

The Investment Manager follows a flexible strategy that seeks to deliver total returns (capital appreciation and income) from investments across the entire

spectrum of fixed income assets. Using careful macroeconomic research and credit analysis, the portfolio managers actively vary the allocation to different types of bonds to suit the prevailing economic environment.

**Other Information** The Investment Manager will seek to promote environmental, social and/or governance (ESG) principles in managing the Fund, which may include the exclusion of issuers that the Investment Manager considers could contribute to significant ESG harm, as further described in the prospectus.

**Distribution policy** The Fund offers accumulation shares (shares in which net income is retained within the price) and income shares (shares in which net income may be paid out to investors).

**Recommendation** This Fund may not be appropriate for investors who plan to withdraw their money within 5 years.

The Fund is designed to be used only as one component of several in a diversified investment portfolio. Investors should consider carefully the proportion of their portfolio invested into this Fund.

You can buy, sell or switch shares in the Fund on any dealing day and according to certain restrictions, both defined in detail in the Company's Prospectus.

For an explanation of some of the terms used in this document, please visit the glossary on our website at [www.janushenderson.com](http://www.janushenderson.com).

## Risk and reward profile



The value of an investment and any income from it can go up or down. When you sell your shares they may be worth less than you paid for them.

The rating above is based on the historic volatility of the share class. Historic data may not be a reliable indication of the future risk profile of the Fund. The rating is not guaranteed and may change over time.

The share class appears at 4 out of 7. Share classes in higher categories have shown greater and/or more frequent variations in Net Asset Value in the past five years than those in lower categories. The lowest category does not mean risk free.

Other material risks not captured by the rating:

**Credit Risk** An issuer of a bond (or money market instrument) may become unable or unwilling to pay interest or repay capital to the Fund. If this happens or the market perceives this may happen, the value of the bond will fall.

**Interest Rates** When interest rates rise (or fall), the prices of different securities will be affected differently. In particular, bond values generally fall when interest rates rise (or are expected to rise). This risk is typically greater the longer the maturity of a bond investment.

**High Yield Bonds** The Fund invests in high yield (non-investment grade) bonds and while these generally offer higher rates of interest than investment grade bonds, they are more speculative and more sensitive to adverse changes in market conditions.

**Contingent Convertible Bonds (CoCos)** CoCos can fall sharply in value if the financial strength of an issuer weakens and a predetermined trigger event causes the bonds to be converted into shares/units of the issuer or to be partly or wholly written off.

**Country or Region** If a Fund has a high exposure to a particular country or geographical region it carries a higher level of risk than a Fund which is more broadly diversified.

**Derivatives and Leverage** The Fund may use derivatives to help achieve its investment objective. This can result in leverage (higher levels of debt), which can magnify an investment outcome. Gains or losses to the Fund may therefore be greater than the cost of the derivative. Derivatives also introduce other risks, in particular, that a derivative counterparty may not meet its contractual obligations.

**Currency Hedging** When the Fund, or a share/unit class, seeks to mitigate exchange rate movements of a currency relative to the base currency (hedge), the hedging strategy itself may positively or negatively impact the value of the Fund due to differences in short-term interest rates between the currencies.

**Liquidity** Securities within the Fund could become hard to value or to sell at a desired time and price, especially in extreme market conditions when asset prices may be falling, increasing the risk of investment losses.

**Charges to Capital** Some or all of the ongoing charges may be taken from capital, which may erode capital or reduce potential for capital growth.

**Counterparty Risk and Operational Risk** The Fund could lose money if a counterparty with which the Fund trades becomes unwilling or unable to meet its obligations, or as a result of failure or delay in operational processes or the failure of a third party provider.

For more information please see the Company's Prospectus.

## Charges

The charges you pay are used to pay the costs of running the Fund, including the costs of managing and distributing it. These charges reduce the potential growth of your investment.

If you invest through a third party provider you are advised to consult them directly as charges, performance and terms and conditions may differ materially to those shown in this document.

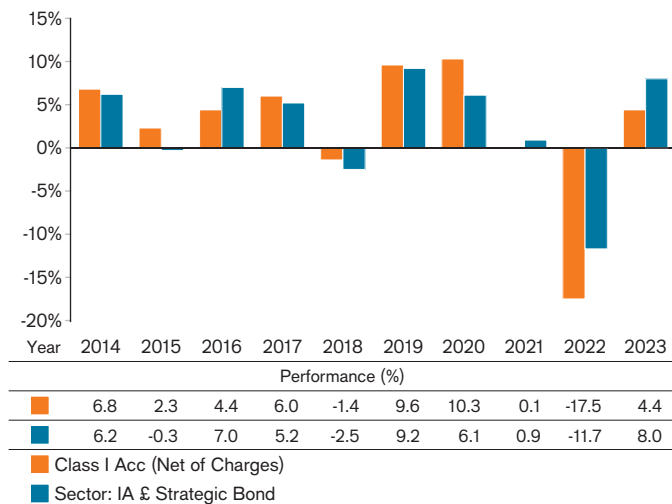
### One-off charges taken before or after you invest\*

Entry Charge	0.00%
Exit Charge	0.00%**

\* The charges shown are maximum figures. In some cases you may pay less.

\*\* Subject to a charge of up to 3.00% where the Manager suspects excessive trading by an investor (and specifically on subscriptions held for less than 90 days).

## Past performance



### Charges taken from the Fund over a year

Ongoing Charges	0.70%
-----------------	-------

The ongoing charges are based on actual annualised expenses for the period ending 30 June 2023. Ongoing charges may vary from year to year.

The figure for ongoing charges excludes portfolio transaction costs, except in the case of an initial charge paid by the Fund when buying shares or units in another Fund.

For more information about Charges please see the Company's Prospectus.

The past performance is calculated in GBP.

The Fund was launched in October 1986 and the share class was launched in May 2000.

Past performance does not predict future returns.

The past performance takes into account all charges except one-off charges.

## Practical information

**Depository:** NatWest Trustee and Depository Services Limited.

**To obtain more information:** This Key Investor Information Document may not contain all the information you need.

For the last published price of shares in the Fund or any additional information on the Fund, or to obtain the Company's prospectus or the annual/semi-annual report, please visit [www.janushenderson.com](http://www.janushenderson.com). Documents are available free of charge in English and certain other languages. You may also contact the registered office of the Fund at 201 Bishopsgate, London EC2M 3AE, or your local representative office.

**Tax:** Investors should note that the tax legislation that applies to the Fund may have an impact on the personal tax position of their investment in the Fund.

Contact your adviser to discuss tax treatment, suitability of this investment, and other questions.

**Notices:** Janus Henderson Fund Management UK Limited may be held liable solely on the basis of any statement contained in this document

that is misleading, inaccurate or inconsistent with the relevant parts of the Prospectus for the Fund.

The assets of each sub-fund are segregated, meaning that each sub-fund is insulated from any losses or claims associated with the other sub-funds.

Further information about dealing and switching to other share classes of this Fund or other Funds in this OEIC may be obtained by visiting [www.janushenderson.com](http://www.janushenderson.com) or found in the Company's prospectus.

The details of the up-to-date remuneration policy of the Manager are available at [www.janushenderson.com](http://www.janushenderson.com). A paper copy of the remuneration policy will be made available free of charge upon request. These include a description of how pay and benefits are worked out and the people or committee members responsible for awarding them.

The Fund and Janus Henderson Fund Management UK Limited are authorised in the UK and regulated by the Financial Conduct Authority ("FCA").

*This Key Investor Information is accurate as at 12 February 2024.*

## Key Investor Information

This document provides you with key investor information about this Fund. It is not marketing material. The information is required by law to help you understand the nature and the risks of investing in this Fund. You are advised to read it so you can make an informed decision about whether to invest.

13/02/2024

# J O Hambro Capital Management UK Dynamic Fund

Y Accumulating GB00BDZRJ101

A sub-fund of J O Hambro Capital Management UK Umbrella Fund

Managed by JOHCM Funds (UK) Limited

### Objectives and investment policy

- The Fund's investment objective is to achieve capital growth over a rolling seven to ten year period as well as providing income. The Fund's target is to have a return greater than the FTSE All-Share Total Return Index (12pm adjusted), which is used in the calculation of performance fees.
- The Fund will aim to achieve this objective through investing at least 90% of the Fund in the shares of companies listed on either of the two primary markets of the London Stock Exchange: the Main Market (FTSE) and the Alternative Investment Market (AIM). At all times at least 75% of the Fund is invested in the shares of companies that are domiciled, incorporated or have a significant portion of their business in the UK. The Fund will typically invest in the shares of 35-50 different companies. The Fund invests in companies undergoing major transformation in their businesses. The fund manager believes these changes will lead to an improvement in the performance of these companies and their share prices. At least 50% of the Fund will be invested in companies listed on the FTSE 100 index, which contains the 100 largest companies listed on the London Stock Exchange. These are the most liquid on the exchange, meaning they can be easily bought and sold without materially affecting their share price. The Fund also invests in smaller companies. These may be less liquid and are therefore widely regarded as being riskier. Other than investing in shares listed in the UK, the Fund may also invest in shares listed elsewhere, money market instruments, deposits, warrants and units in other collective investment schemes.
- The Fund is actively managed which means that the fund managers use their expertise to pick investments to achieve the objective of the Fund.
- Performance of the Fund may be measured against the FTSE All-Share Total Return Index (the "Index"). The Index is used as a target benchmark for the Fund as the Performance Fee for the Fund is payable when the performance of the Fund exceeds that of the Index. The use of the Index does not limit the investment decisions of the fund managers so the shareholdings of the Fund may differ significantly from those of the Index, however it may influence the weightings of investments in components of the Index. The Index is used as it is the broadest available index of shares listed on the London Stock Exchange, representing at least 98% of the market value of the shares listed.
- Any income the Fund generates for this share class is accumulated.
- You can buy and sell shares in the Fund on any day which is a working day in London. Instructions received before 12:00 noon will be processed that day. Instructions received after 12:00 noon will be processed at 12:00 noon on the following working day.
- Recommendation: The Fund may not be suitable for those investors who plan to withdraw their money within seven years.

### Risk and reward profile

Lower risk			Higher risk			
Typically lower rewards			Typically higher rewards			
1	2	3	4	5	6	7

difficult or impossible to sell at the desired time and price. The Fund's investments include shares in small-cap companies. Small-cap companies tend to be traded less frequently and in lower volumes than larger companies making them potentially less liquid and more volatile.

Investors should note that a more detailed description of risk factors is set out in full in the Prospectus.

The risk and reward indicator is calculated on the basis of the share class volatility (the ups and downs in its value) over the prior 5 year period.

The risk and reward indicator:

- is based on historical data and may not be a reliable indication for the future;
- is not guaranteed and may change over time.
- The lowest category does not mean that a share class is risk free.

The share class category reflects the following factors:

- Higher volatility can result from investments in shares as their value may fluctuate more than other financial instruments, such as bonds.
- Your initial investment is not guaranteed.

In addition to the risk captured by the indicator, the Fund value may be affected by:

- Any change in the Company's tax status or in legislation could affect the value of investments held by the Company.
- Political and/or regulatory risks.
- Liquidity risk: The risk that some securities held by the Fund may be

## Charges

One-off charges taken before or after you invest	
Entry charge	0.00%
Exit charge	0.00%
This is the maximum that might be taken out of your money. Consult your financial advisor or distributor for the actual amount they may charge.	
Charges taken from the fund over a year	
Ongoing charges	0.67%
Charges taken from the fund under certain conditions	
Performance fee	
During the year ended 31 December 2023 the performance fee amounted to 0.13%.	

The charges you pay as an investor in the Fund are used to cover the operational costs of the Fund, including marketing and distribution costs. These charges reduce the potential growth of your investment.

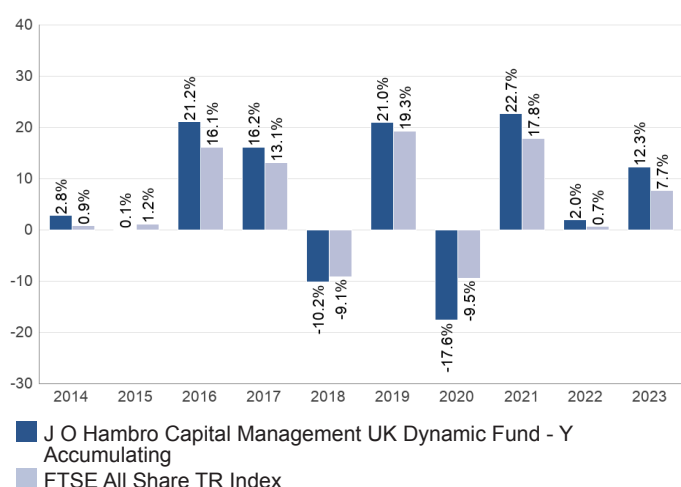
Ongoing charges are based on figures for the year ending 31 December 2023.

This figure may vary from year to year and does not include Fund transaction costs.

A performance fee of 15% is payable on the excess if the NAV outperforms the Index Adjusted NAV (as defined in the Prospectus) on an annual basis. The calculation is performed daily. Any underperformance is carried forward.

For more information about charges see the Fund's prospectus, available at [www.johcm.com](http://www.johcm.com).

## Past performance



Past performance is not a reliable guide to future performance.

These performance results include ongoing charges and any performance fee taken from the Fund but do not include any entry charges that you might have to pay.

The share class came into existence in 2013.

Past performance has been calculated in GBP.

Index data: FTSE International Limited ("FTSE") © FTSE 2023. "FTSE®" is a trade mark of the London Stock Exchange Group companies and is used by FTSE International Limited under licence. All rights in the FTSE indices and / or FTSE ratings vest in FTSE and / or its licensors. Neither FTSE nor its licensors accept any liability for any errors or omissions in the FTSE indices and / or FTSE ratings or underlying data and no party may rely on any FTSE indices, ratings and / or data underlying data contained in this communication. No further distribution of FTSE Data is permitted without FTSE's express written consent. FTSE does not promote, sponsor or endorse the content of this communication.

## Practical information

Depository: Northern Trust Investor Services Limited.

J O Hambro Capital Management UK Umbrella Fund (the "Company") is structured as an umbrella fund with several sub-funds. The assets and liabilities of the Fund are segregated from other sub-funds of the Company, however, other jurisdictions may not necessarily recognise such segregation. The Prospectus and periodic reports are prepared for the entire Company. This Key Investor Information document refers to one share class in a sub-fund of the Company.

The following information is available free of charge at [www.johcm.com](http://www.johcm.com):

- The Prospectus and annual and semi-annual reports. Hard copies are available upon written request from the Investment Manager or the Administrator.
- Information on other share classes of this Fund or other sub-funds of the Company.
- Share price.

Further information is available from the Administrator, The Northern Trust Company (UK Branch), 50 Bank Street, London E14 5NT

Tax legislation in the Company's home state (United Kingdom) may have an impact on your personal tax position. Consult your financial or professional adviser for more information on taxation.

JOHCM Funds (UK) Limited may be held liable solely on the basis of any statement contained in this document that is misleading, inaccurate or inconsistent with the relevant parts of the Prospectus for the Company.

The Fund is authorised in the United Kingdom and regulated by the Financial Conduct Authority.

The registered office of the Company is Level 3, 1 St James's Market, London, SW1Y 4AH.

Details of the up-to-date remuneration policy in respect of the Manager, including, but not limited to, a description of how remuneration and benefits are calculated, the identity of persons responsible for awarding the remuneration and benefits, are available at [www.johcm.com](http://www.johcm.com) and a paper copy will be made available free of charge upon request.

# Key Investor Information

This document provides you with key investor information about this fund. It is not marketing material. The information is required by law to help you understand the nature and the risks of investing in this fund. You are advised to read it so you can make an informed decision about whether to invest.

## Legal & General Cash Trust

### Unit Class I GBP Accumulation - ISIN: GB00B0CNHB64

The authorised fund manager of the Fund is Legal & General (Unit Trust Managers) Limited (the "Manager").

## OBJECTIVES AND INVESTMENT POLICY

- The objective of this Fund is to maintain capital and to provide a return in line with money market rates, before charges.
- The Fund will generally invest in short term deposits, certificates of deposit, government bonds (predominantly UK) issued in pounds sterling (a type of loan that pays interest) and Repos. Repos are an agreement between two parties to sell or buy an asset and later reverse the trade at an agreed date and price.
- Where the Manager considers it appropriate, for example, in times of market stress, the Fund may be significantly invested in government and public securities.
- The maximum maturity of the instruments the Fund invests in is 397 days but the Fund must maintain a weighted average maturity of less than 60 days.
- The bonds that the Fund invests in must be investment grade (rated as lower risk). Investment grade bonds are bonds that have achieved a higher credit rating from a rating agency. Credit ratings give an indication of how likely it is that the issuer of a bond will be able to pay back interest and the loan on time.
- The Fund may use derivatives (contracts which have a value linked to the price of another asset) to:
  - reduce risk or cost; or
  - generate additional capital or income with no, or an acceptably low, level

of risk.

#### Other information:

- The Fund is actively managed as the Manager uses their expertise to select investments to achieve the Fund's objective.
- The IA Short Term Money Market is a benchmark which is used as a performance comparator of the Fund. See the Past Performance section for further details.
- The Fund is a short-term variable net asset value money market fund.
- Your units will be accumulation units. Income from the Fund's investments (interest) will be reinvested back into the value of your units.
- You can buy or sell units in this Fund on any business day. You need to contact us with your instruction before 12 noon. This is the time we calculate unit prices for this Fund. If you contact us after 12 noon, the units will be bought or sold at the next business day's price.
- The Fund's base currency is denominated in GBP.
- This Fund is designed for investors looking to preserve their money from an investment in deposits and short term instruments.
- This Fund may be appropriate for investors looking to invest for a short period of time.
- If you do not understand this document we recommend you seek additional information to help you decide if this Fund is right for you.

## RISK AND REWARD PROFILE

Lower Risk ← Higher Risk  
Potentially lower rewards ← Potentially higher rewards

1	2	3	4	5	6	7
---	---	---	---	---	---	---

The Risk and Reward Indicator table demonstrates where the Fund ranks in terms of its potential risk and reward. The higher the rank the greater the potential reward but the greater the risk of losing money. It is not guaranteed to remain the same and may change over time. It is based on historical data and may not be a reliable indication of the future risk profile of the Fund. The shaded area in the table above shows the Fund's ranking on the Risk and Reward Indicator.

- The Fund is in category 1 as it invests in instruments which are very liquid, have short maturities which have a high credit rating and are considered lower risk than longer maturing securities.
- Even a fund in the lowest category is not a risk free investment.
- The value of your investment may fall as well as rise and is not guaranteed. You might get back less than you invest.

Further information on the risks of investing in this fund is contained in the Prospectus available at [www.legalandgeneral.com/reports](http://www.legalandgeneral.com/reports).

The risk and reward indicator may not take account of the following risks of investing in the Fund:

- When interest rates are low or negative and if the Fund's income is not enough to pay the charges, the Fund's capital will be used instead. This may cause capital erosion and the value of the Fund to fall. Where interest rates

are negative, you may not receive interest payments and the value of your Fund may decrease.

- Derivatives are highly sensitive to changes in the value of the asset on which they are based and can increase the size of losses and gains.
- The Fund could lose money if any institutions providing services such as acting as counterparty to derivatives or other instruments, becomes unwilling or unable to meet its obligations to the Fund.
- The Fund has money on deposit with companies such as banks or other financial institutions and invests in bonds which are issued by the government. If these companies or the government experience financial difficulty, they may be unable to pay back some or all of the interest, original investment or other payments that they owe. If this happens, the value of the Fund may fall.
- This Fund holds bonds that are traded through agents, brokers or investment banks matching buyers and sellers. This makes the bonds less easy to buy and sell than investments traded on an exchange. In exceptional circumstances the Fund may not be able to sell bonds and may defer withdrawals, or suspend dealing. The Directors can only delay paying out if it is in the interests of all investors and with the permission of the Fund depositary.
- Investment returns on bonds are sensitive to trends in interest rate movements. Such changes will affect the value of your investment.
- We may take some or all of the ongoing charges from the Fund's capital rather than the Fund's income. This increases the amount of income, but it reduces the growth potential and may lead to a fall in the value of the Fund.

## CHARGES

The charges you pay are used to pay the costs of running the Fund, including the costs of marketing and distributing it. These charges reduce the potential return from your investment.

### One-off charges taken before or after you invest

Entry charge	0.00%
Exit charge	0.00%

This is the maximum that might be taken out of your money before it is invested.

The price for buying and selling units is subject to a Dilution Adjustment See opposite.

### Charges taken from the fund over each year

Ongoing charge	0.15%
----------------	-------

### Charges taken from the fund under certain specific conditions

Performance fee	None
-----------------	------

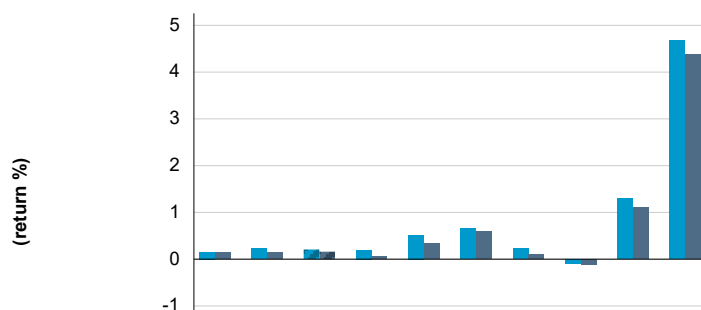
- There are no entry or exit charges.
- The ongoing charges figure is based on the latest available expenses at December 2023. This figure may vary from year to year.
- This Fund's ongoing charges include any charges made by any other funds it may invest in. They exclude portfolio transaction costs.
- The ongoing charges are taken from the Income of the Fund.

#### Other costs:

- **Dilution adjustment:** On any day, the prices for buying or selling units in this Fund are the same. The Fund manager calculates a single price for this Fund based on the mid-point between the buying and selling prices of the Fund's assets. In certain circumstances, the Fund manager can adjust this price to account for whether there is more money going into or coming out of the Fund. This is called a 'dilution adjustment'.
- This can vary but as an example for this Fund we estimate 0.00% for purchases and 0.00% for sales at 31 December 2023. The amount of the dilution adjustment may differ in future.

For more information about charges and costs, please see the charges and expenses section in the Fund's Prospectus, or visit our website at [www.legalandgeneral.com/chargesandfees](http://www.legalandgeneral.com/chargesandfees).

## PAST PERFORMANCE



	2014	2015	2016	2017	2018	2019	2020	2021	2022	2023
Fund	0.2	0.2	0.2	0.2	0.5	0.7	0.2	-0.1	1.3	4.7
Index	0.1	0.1	0.2	0.1	0.3	0.6	0.1	-0.1	1.1	4.4

\*Performance prior to this point achieved under circumstances that no longer apply

- Past performance is not a guide to future performance.
- The figures for the Fund take into account the ongoing charges and assume income (after any tax) is reinvested.
- The performance has been calculated in GBP.
- The annual return is for a 12 month period ending 31 December.
- The Fund launched in 1992.
- This unit class launched in 2005.
- To assess the performance of the Fund, it can be compared to the IA sector, Short Term Money Market (referred to as the "Comparator" in the chart opposite).
- On 28 April 2016\*, the Fund changed its investment objective and policy. Prior to this date, the Fund used a different comparator which is reflected in the benchmark data.

## PRACTICAL INFORMATION

- The trustee and depositary is Northern Trust Investor Services Limited.
- You can obtain further information about the Fund including copies of its prospectus and the latest annual and semi-annual reports at [www.legalandgeneral.com/reports](http://www.legalandgeneral.com/reports). Paper copies of these documents are also available free of charge in English from Legal & General Investments, PO Box 6080, Wolverhampton WV1 9RB.
- Investors can get other practical information, including the latest prices, dilution adjustment and details of any other unit classes that are available, by calling us on **0370 050 0955** Monday to Friday between 9:00a.m. to 5:00p.m. Call charges will vary.
- This Fund is subject to the tax legislation of the United Kingdom, which may have an impact on each investor's personal tax position.
- Legal & General (Unit Trust Managers) Limited may be held liable solely on the basis of any statement contained in this document that is misleading, inaccurate or inconsistent with the relevant parts of the Prospectus for the Fund.
- Details of our Remuneration Policy including our Remuneration Committee and how remuneration and benefits are calculated can be accessed from [www.lgim.com/remuneration](http://www.lgim.com/remuneration). A paper copy is also available free of charge upon request.

# Key Investor Information

This document provides you with key investor information about this Fund. It is not marketing material. The information is required by law to help you understand the nature and the risks of investing in this Fund. You are advised to read it so you can make an informed decision about whether to invest.

## M&G Emerging Markets Bond Fund

a sub-fund of M&G Investment Funds (3)

Sterling Class I – Accumulation shares ISIN no. GB00B7GNKY53

Managed by M&G Securities Limited

### Objective and investment policy

**Objective:** The fund aims to provide a combination of capital growth and income, net of the Ongoing Charge Figure, higher than that of a composite index over any five-year period.

The composite index is 1/3 JPM EMBI Global Diversified Index, 1/3 JPM CEMBI Broad Diversified Index and 1/3 JPM GBI-EM Global Diversified Index.

**Core investment:** At least 80% of the fund is invested, directly or through derivatives, in bonds issued by the governments, government-related institutions or companies of emerging markets. These bonds can be denominated in any currency, including emerging market currencies. The fund invests in bonds of any credit quality and may invest up to 100% in high yield bonds.

**Other investments:** The fund may invest in asset-backed securities, other funds (including funds managed by M&G) and cash or assets that can be turned into cash quickly.

**Derivatives usage:** For investment purposes and to reduce risk and cost.

**Strategy in brief:** The fund manager selects investments based on an assessment of global, regional, and country-specific macroeconomic factors, followed by indepth analysis of individual bond issuers. The fund is diversified by investing in a range of bonds across emerging markets.

**Benchmark:** A composite index comprising:

- 1/3 JPM EMBI Global Diversified Index
- 1/3 JPM CEMBI Broad Diversified Index
- 1/3 JPM GBI-EM Global Diversified Index

The benchmark is a target which the fund seeks to outperform. The composite index has been chosen as the benchmark as it best reflects the scope of the fund's investment policy. The benchmark does not constrain portfolio construction.

The fund is actively managed. The fund manager has complete freedom in choosing which investments to buy, hold and sell in the fund. The fund's holdings may deviate significantly from the benchmark's constituents.

The benchmark is shown in the share class currency.

**Additional information can be found on the M&G website, including:**

- a [glossary](#) providing an explanation of some terms used in this document.
- the Prospectus including the fund's objective and investment policy.

#### Other information

The fund may invest more than 35% in securities issued or guaranteed by a member state of the European Economic Area or other countries listed in the fund's Prospectus. This investment may be combined with the use of derivatives in pursuit of the fund's investment objective.

You can buy and sell shares in the fund on any business day. Instructions received before 12 noon will be dealt at that day's price.

Any income from the fund will be rolled up into the value of your investment.

In addition to the charges set out in the charges section, the fund will incur portfolio transaction costs which are paid from the assets of the fund. These can be higher when investing outside Europe.

**Recommendation:** This fund may not be appropriate for investors who plan to withdraw their money within 3 years.

### Risk and reward profile



■ The above risk and reward indicator is based on historical data and may not be a reliable indication of the future risk profile of this share class. This Share Class is categorised in risk class 4 because its Net Asset Value has shown medium rises and falls in value historically.

- The risk number shown is not guaranteed and may change over time.
- The lowest risk number does not mean risk free.

**The main risks that could affect performance are set out below:**

- The value and income from the fund's assets will go down as well as up. This will cause the value of your investment to fall as well as rise. There is no guarantee that the fund will achieve its objective and you may get back less than you originally invested.
- Investing in emerging markets involves a greater risk of loss due to greater political, tax, economic, foreign exchange, liquidity and regulatory risks, among other factors. There may be difficulties in buying, selling, safekeeping or valuing investments in such countries.
- Investments in bonds are affected by interest rates, inflation and credit ratings. It is possible that bond issuers will not pay interest or return the capital. All of these events can reduce the value of bonds held by the fund.
- The fund can be exposed to different currencies. Movements in currency exchange rates may adversely affect the value of your investment.
- The fund may use derivatives to profit from an expected rise or fall in the value of an asset. Should the asset's value vary in an unexpected way, the fund will incur a loss. The fund's use of derivatives may be extensive and exceed the value of its assets (leverage). This has the effect of magnifying the size of losses and gains, resulting in greater fluctuations in the value of the fund.
- In exceptional circumstances where assets cannot be fairly valued, or have to be sold at a large discount to raise cash, we may temporarily suspend the fund in the best interest of all investors.
- The fund could lose money if a counterparty with which it does business becomes unwilling or unable to repay money owed to the fund.
- Operational risks arising from a failure or delay in operational processes and systems, or the failure of a third party provider may affect the value of your investments. Where this results in compensation needing to be paid, this may be paid some time after the original loss is experienced.

Further details of the risks that apply to the fund can be found in the fund's Prospectus at [www.mandg.co.uk/literature](http://www.mandg.co.uk/literature)

## Charges

The charges shown in the table are used to pay the costs of running the fund, including the costs of marketing and distributing it. These charges reduce the potential growth of your investment.

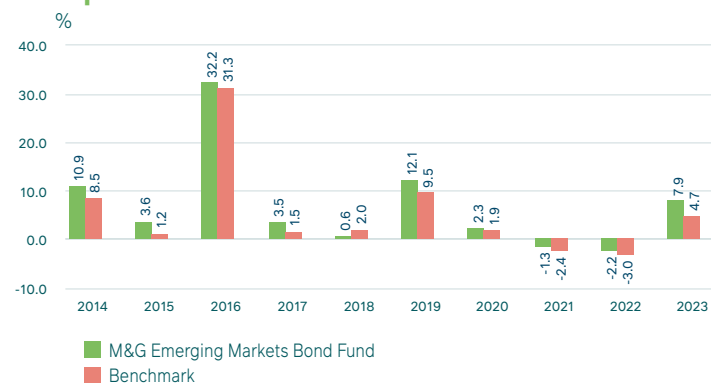
One-off charges taken before or after you invest	
Entry charge	0.00%
Exit charge	0.00%
This is the maximum that might be taken out of your money before it is invested or before the proceeds of your investment are paid out.	
Charges taken from the fund over a year	
Ongoing charge	0.70%
Charges taken from the fund under certain specific conditions	
Performance fee	None

The entry and exit charges shown are the maximum figures and, in some cases, you may pay less. You can find out the exact charges which apply to your investment by contacting your financial adviser or distributor or, if you have invested directly with us, you can contact us using the details given in the practical information section.

The ongoing charge is based on expenses for the period/year ending 30 June 2023. This figure may change from year to year. It excludes portfolio transaction costs. This figure includes extraordinary expenses and underlying charges for closed-ended-funds, such as investment trusts and Real Estate investment trusts.

**For more information on charges, please see the relevant sections of the Prospectus at [www.mandg.co.uk/literature](http://www.mandg.co.uk/literature)**

## Past performance



- Past performance is not a guide to future performance.
- Performance calculation excludes UK taxes from 01 January 2017. It does not take into account the entry and exit charges but does take into account the ongoing charge, as shown in the charges section.
- The fund launched on 15 October 1999 and the Sterling Class I Accumulation share class launched on 19 April 2012.
- Performance is calculated using Sterling Class I Accumulation shares.
- Benchmark performance has been calculated in GBP.

### Benchmark:

12 February 2013 to 31 December 2023 - 1/3 JPM EMBI Global Diversified Index, 1/3 JPM CEMBI Broad Diversified Index, 1/3 JPM GBI-EM Global Diversified Index

## Practical information

The depositary is NatWest Trustee and Depositary Services Limited.

For more information about this fund, please visit [www.mandg.co.uk/literature](http://www.mandg.co.uk/literature) where you will find a copy of the Prospectus, Instrument of Incorporation and the latest annual or interim Investment Report and Financial Statements. These documents are in English and are available free of charge. Our website also provides other information such as share prices.

UK tax laws apply to the fund, and this may affect your personal tax position. Please speak to an adviser for more information.

M&G Securities Limited may be held liable solely on the basis of any statement contained in this document that is misleading, inaccurate or inconsistent with the relevant parts of the Prospectus for the fund.

The fund is a sub-fund of M&G Investment Funds (3), an umbrella Open Ended Investment Company (OEIC). The Prospectus, and annual or interim Investment Report and Financial Statements contain information about all of the sub-funds in M&G Investment Funds (3).

The assets of each sub-fund within the umbrella OEIC are segregated by law. This means that the assets belong exclusively to that sub-fund and shall not be used or made available to pay the debts of any other sub-fund or the umbrella OEIC.

You may switch between other sub-funds of M&G Investment Funds (3). An entry charge may apply. Details on switching are provided in the Important Information for Investors document and the fund's Prospectus, or by calling M&G Customer Relations on 0800 390 390.

Other share classes may exist for the fund as set out in the relevant Prospectus.

For up-to-date details of the staff remuneration policy that applies to M&G Securities Limited, including a description of how remuneration and benefits are calculated, the make-up of the remuneration committee, and the identities of persons responsible for awarding the remuneration and benefits, please visit [www.mandg.co.uk/remuneration](http://www.mandg.co.uk/remuneration). We will provide a paper copy of this information, free of charge, if you require one.

This Fund is authorised in the UK and regulated by the Financial Conduct Authority. M&G Securities Limited is authorised in the UK and regulated by the Financial Conduct Authority.

This key investor information is accurate as at 12 February 2024.



# Key Investor Information

This document provides you with key investor information about this Fund. It is not marketing material. The information is required by law to help you understand the nature and the risks of investing in this Fund. You are advised to read it so you can make an informed decision about whether to invest.

## M&G Global Macro Bond Fund

Sterling Class I – Accumulation shares ISIN no. GB00B78PGS53

Managed by M&G Securities Limited

### Objective and investment policy

**Objective:** The fund aims to provide a combination of capital growth and income, net of the Ongoing Charge Figure, higher than the average return of the Bloomberg Global Aggregate Index Unhedged USD over any five-year period.

**Core investment:** At least 80% of the fund is invested, directly or through derivatives, in bonds of any credit quality and asset-backed securities. These securities can be issued by governments, government-related institutions and companies from anywhere in the world, including emerging markets. These securities can be denominated in any currency.

**Other investments:** The fund may invest in other funds (including funds managed by M&G) and cash or assets that can be turned into cash quickly.

**Derivatives usage:** For investment purposes and to reduce risk and cost.

**Strategy in brief:** The fund is a flexible global bond fund. The fund manager selects investments based on an assessment of macroeconomic factors such as economic growth, interest rates and inflation. This analysis determines which areas of the bond and currency markets the fund manager believes the fund should invest in. It also influences the subsequent selection of individual bonds and the fund's currency exposures.

**Benchmark:** Bloomberg Global Aggregate Index Unhedged USD  
The benchmark is a target which the fund seeks to outperform. The index has been chosen as the fund's benchmark as it best reflects the scope of the fund's investment policy. The benchmark is used solely to measure the fund's performance and does not constrain the fund's portfolio construction. The fund is actively managed. The fund manager has complete freedom in choosing which investments to buy, hold and sell in the fund. The benchmark is shown in the share class currency.

**Additional information can be found on the M&G website, including:**

- a [glossary](#) providing an explanation of some terms used in this document.
- the Prospectus including the fund's objective and investment policy.

#### Other information

You can buy and sell shares in the fund on any business day. Instructions received before 12 noon will be dealt at that day's price.

Any income from the fund will be rolled up into the value of your investment.

In addition to the charges set out in the charges section, the fund will incur portfolio transaction costs which are paid from the assets of the fund. These can be higher when investing outside Europe.

Recommendation: This fund may not be appropriate for investors who plan to withdraw their money within 5 years.

### Risk and reward profile



■ The above risk and reward indicator is based on historical data and may not be a reliable indication of the future risk profile of this share class. This Share Class is categorised in risk class 4 because its Net Asset Value has shown medium rises and falls in value historically.

- The risk number shown is not guaranteed and may change over time.
- The lowest risk number does not mean risk free.

**The main risks that could affect performance are set out below:**

- The value and income from the fund's assets will go down as well as up. This will cause the value of your investment to fall as well as rise. There is no guarantee that the fund will achieve its objective and you may get back less than you originally invested.
- Investments in bonds are affected by interest rates, inflation and credit ratings. It is possible that bond issuers will not pay interest or return the capital. All of these events can reduce the value of bonds held by the fund.
- High yield bonds usually carry greater risk that the bond issuers may not be able to pay interest or return the capital.
- The fund can be exposed to different currencies. Movements in currency exchange rates may adversely affect the value of your investment.
- The fund may use derivatives to profit from an expected rise or fall in the value of an asset. Should the asset's value vary in an unexpected way, the fund will incur a loss. The fund's use of derivatives may be extensive and exceed the value of its assets (leverage). This has the effect of magnifying the size of losses and gains, resulting in greater fluctuations in the value of the fund.
- Investing in emerging markets involves a greater risk of loss due to greater political, tax, economic, foreign exchange, liquidity and regulatory risks, among other factors. There may be difficulties in buying, selling, safekeeping or valuing investments in such countries.
- In exceptional circumstances where assets cannot be fairly valued, or have to be sold at a large discount to raise cash, we may temporarily suspend the fund in the best interest of all investors.
- The fund could lose money if a counterparty with which it does business becomes unwilling or unable to repay money owed to the fund.
- Operational risks arising from a failure or delay in operational processes and systems, or the failure of a third party provider may affect the value of your investments. Where this results in compensation needing to be paid, this may be paid some time after the original loss is experienced.

Further details of the risks that apply to the fund can be found in the fund's Prospectus at [www.mandg.co.uk/literature](http://www.mandg.co.uk/literature)

## Charges

The charges shown in the table are used to pay the costs of running the fund, including the costs of marketing and distributing it. These charges reduce the potential growth of your investment.

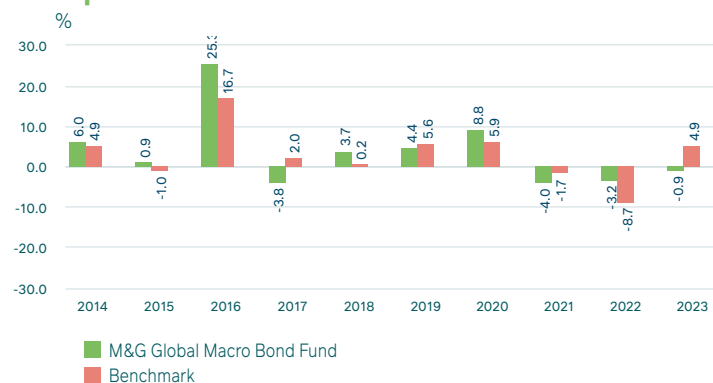
One-off charges taken before or after you invest	
Entry charge	0.00%
Exit charge	0.00%
This is the maximum that might be taken out of your money before it is invested or before the proceeds of your investment are paid out.	
Charges taken from the fund over a year	
Ongoing charge	0.63%
Charges taken from the fund under certain specific conditions	
Performance fee	None

The entry and exit charges shown are the maximum figures and, in some cases, you may pay less. You can find out the exact charges which apply to your investment by contacting your financial adviser or distributor or, if you have invested directly with us, you can contact us using the details given in the practical information section.

The ongoing charge is based on expenses for the period/year ending 31 October 2023. This figure may change from year to year. It excludes portfolio transaction costs. This figure includes extraordinary expenses and underlying charges for closed-ended-funds, such as investment trusts and Real Estate investment trusts.

**For more information on charges, please see the relevant sections of the Prospectus at [www.mandg.co.uk/literature](http://www.mandg.co.uk/literature)**

## Past performance



- Past performance is not a guide to future performance.
- Performance calculation excludes UK taxes from 01 February 2017. It does not take into account the entry and exit charges but does take into account the ongoing charge, as shown in the charges section.
- The fund launched on 15 October 1999 and the Sterling Class I Accumulation share class launched on 16 December 2011.
- Performance is calculated using Sterling Class I Accumulation shares.
- Benchmark performance has been calculated in GBP.
- With effect from 6th March 2023 the benchmark will be Bloomberg Global Aggregate Index Unhedged USD.

### Benchmark:

01 January 2014 to 18 April 2021 - IA Global Bond sector  
19 April 2021 to 05 March 2023 - IA Global Mixed Bond sector

## Practical information

The depositary is NatWest Trustee and Depositary Services Limited.

For more information about this fund, please visit [www.mandg.co.uk/literature](http://www.mandg.co.uk/literature) where you will find a copy of the Prospectus, Instrument of Incorporation and the latest annual or interim Investment Report and Financial Statements. These documents are in English and are available free of charge. Our website also provides other information such as share prices.

UK tax laws apply to the fund, and this may affect your personal tax position. Please speak to an adviser for more information.

M&G Securities Limited may be held liable solely on the basis of any statement contained in this document that is misleading, inaccurate or inconsistent with the relevant parts of the Prospectus for the fund.

Other share classes may exist for the fund as set out in the relevant Prospectus.

For up-to-date details of the staff remuneration policy that applies to M&G Securities Limited, including a description of how remuneration and benefits are calculated, the make-up of the remuneration committee, and the identities of persons responsible for awarding the remuneration and benefits, please visit [www.mandg.co.uk/remuneration](http://www.mandg.co.uk/remuneration). We will provide a paper copy of this information, free of charge, if you require one.

# Key Investor Information

This document provides you with key investor information about this Fund. It is not marketing material. The information is required by law to help you understand the nature and the risks of investing in this Fund. You are advised to read it so you can make an informed decision about whether to invest.

## M&G Global Sustain Paris Aligned Fund

a sub-fund of M&G Investment Funds (1)

Sterling Class I – Accumulation shares ISIN no. GB00B77HHZ62

Managed by M&G Securities Limited

### Objective and investment policy

#### Objective:

The fund aims to:

- provide a combination of capital growth and income, net of the Ongoing Charge Figure, that is higher than that of the MSCI World Index over any five-year period; and
- invest in companies that contribute towards the Paris Agreement climate change goal.

**Core investment:** At least 80% of the fund is invested directly in the shares of companies, across any sector and of any size, from anywhere in the world. The fund is concentrated and usually holds shares in fewer than 40 companies. The fund invests in assets securities that meet the ESG Criteria and Sustainability Criteria. Norms-, sector- and/or values-based exclusions apply to investments. Investments via other funds or derivatives, and in cash or near cash, may be subject to different ESG Criteria and/or Sustainability Criteria.

**Other investments:** The fund may invest in other funds (including funds managed by M&G) and cash or assets that can be turned into cash quickly.

**Derivatives usage:** To reduce risk and costs.

**Strategy in brief:** The fund manager makes long-term investments in the shares of companies with sustainable business models. Companies expected to contribute to the global warming objectives of the Paris Agreement, by either having a Low and/or a Reducing Carbon Intensity, are selected. Low Carbon Intensity means a carbon intensity lower than 50% of the weighted average carbon intensity of the benchmark. Sustainability considerations are fully integrated into the investment process.

**Benchmark:** MSCI World Index

The benchmark is the target for the fund's financial objective and is used to measure the fund's financial performance. The index has been chosen as the fund's benchmark as it best reflects the financial aspects of the fund's investment policy.

The benchmark is also used to define what a Low Carbon Intensity company is. The fund manager considers the fund's weighted average carbon intensity against the benchmark when constructing the portfolio, but the benchmark does not otherwise constrain portfolio construction.

The fund is actively managed and within given constraints, the fund manager has freedom in choosing which investments to buy, hold and sell in the fund. The fund's holdings may deviate significantly from the benchmark's constituents, and as a result performance may deviate materially from the benchmark.

For unhedged and hedged share classes, the benchmark is shown in the share class currency.

#### Additional information can be found on the M&G website, including:

- A [glossary](#) providing an explanation of some terms used in this document.
- the Prospectus including the fund's objective and investment policy.
- The [fund's ESG Criteria](#)
- an Annual Report to assess the fund's non-financial objective, when available
- periodic reports on the fund's non-financial objective.

#### Other information

You can buy and sell shares in the fund on any business day. Instructions received before 12 noon will be dealt at that day's price.

Any income from the fund will be rolled up into the value of your investment.

In addition to the charges set out in the charges section, the fund will incur portfolio transaction costs which are paid from the assets of the fund. These can be higher when investing outside Europe.

Recommendation: This fund may not be appropriate for investors who plan to withdraw their money within 5 years.

### Risk and reward profile



■ The above risk and reward indicator is based on historical data and may not be a reliable indication of the future risk profile of this share class. This Share Class is categorised in risk class 5 because its Net Asset Value has shown medium to high rises and falls in value historically.

- The risk number shown is not guaranteed and may change over time.
- The lowest risk number does not mean risk free.

#### The main risks that could affect performance are set out below:

- The value and income from the fund's assets will go down as well as up. This will cause the value of your investment to fall as well as rise. There is no guarantee that the fund will achieve its objective and you may get back less than you originally invested.
- The fund holds a small number of investments, and therefore a fall in the value of a single investment may have a greater impact than if it held a larger number of investments.
- The fund can be exposed to different currencies. Movements in currency exchange rates may adversely affect the value of your investment.
- Investing in emerging markets involves a greater risk of loss due to greater political, tax, economic, foreign exchange, liquidity and regulatory risks, among other factors. There may be difficulties in buying, selling, safekeeping or valuing investments in such countries.
- In exceptional circumstances where assets cannot be fairly valued, or have to be sold at a large discount to raise cash, we may temporarily suspend the fund in the best interest of all investors.
- The fund could lose money if a counterparty with which it does business becomes unwilling or unable to repay money owed to the fund.
- Operational risks arising from a failure or delay in operational processes and systems, or the failure of a third party provider may affect the value of your investments. Where this results in compensation needing to be paid, this may be paid some time after the original loss is experienced.

Further details of the risks that apply to the fund can be found in the fund's Prospectus at [www.mandg.co.uk/literature](http://www.mandg.co.uk/literature)

## Charges

The charges shown in the table are used to pay the costs of running the fund, including the costs of marketing and distributing it. These charges reduce the potential growth of your investment.

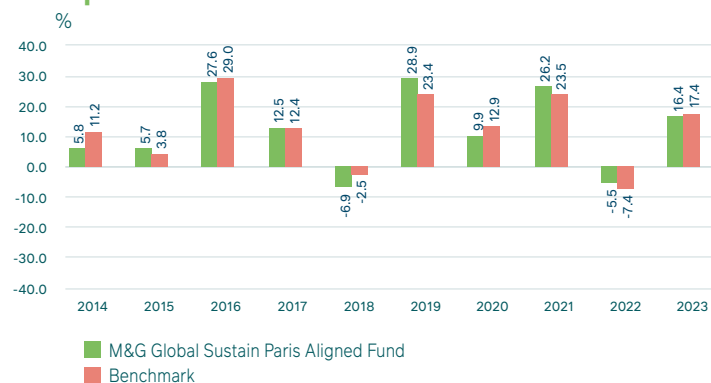
One-off charges taken before or after you invest	
Entry charge	0.00%
Exit charge	0.00%
This is the maximum that might be taken out of your money before it is invested or before the proceeds of your investment are paid out.	
Charges taken from the fund over a year	
Ongoing charge	0.70%
Charges taken from the fund under certain specific conditions	
Performance fee	None

The entry and exit charges shown are the maximum figures and, in some cases, you may pay less. You can find out the exact charges which apply to your investment by contacting your financial adviser or distributor or, if you have invested directly with us, you can contact us using the details given in the practical information section.

The ongoing charge figure shown is an estimate due to a change in the annual charge of the share class. The fund's annual report for each financial year will include details of the exact charges made. This figure may change from year to year. It excludes portfolio transaction costs.

**For more information on charges, please see the relevant sections of the Prospectus at [www.mandg.co.uk/literature](http://www.mandg.co.uk/literature)**

## Past performance



- Past performance is not a guide to future performance.
- Performance calculation includes UK taxes. It does not take into account the entry and exit charges but does take into account the ongoing charge and the Performance fee, as shown in the charges section.
- The fund launched on 19 December 1967 and the Sterling Class I Accumulation share class launched on 03 August 2012.
- Performance is calculated using Sterling Class I Accumulation shares.
- Benchmark performance has been calculated in GBP.
- The fund changed its name, investment objective and investment strategy – as reflected in the Objective and Investment Policy section on page 1 – on 31 August 2021. Prior to this date, the fund was named M&G Global Select Fund. Fund performance before this date was therefore achieved under different circumstances.

### Benchmark:

01 January 2014 to 31 December 2015 - MSCI ACWI Index  
01 January 2016 to 31 December 2023 - MSCI World Index

## Practical information

The depositary is NatWest Trustee and Depositary Services Limited.

For more information about this fund, please visit [www.mandg.co.uk/literature](http://www.mandg.co.uk/literature) where you will find a copy of the Prospectus, Instrument of Incorporation and the latest annual or interim Investment Report and Financial Statements. These documents are in English and are available free of charge. Our website also provides other information such as share prices.

UK tax laws apply to the fund, and this may affect your personal tax position. Please speak to an adviser for more information.

M&G Securities Limited may be held liable solely on the basis of any statement contained in this document that is misleading, inaccurate or inconsistent with the relevant parts of the Prospectus for the fund.

The fund is a sub-fund of M&G Investment Funds (1), an umbrella Open Ended Investment Company (OEIC). The Prospectus, and annual or interim Investment Report and Financial Statements contain information about all of the sub-funds in M&G Investment Funds (1).

The assets of each sub-fund within the umbrella OEIC are segregated by law. This means that the assets belong exclusively to that sub-fund and shall not be used or made available to pay the debts of any other sub-fund or the umbrella OEIC.

You may switch between other sub-funds of M&G Investment Funds (1). An entry charge may apply. Details on switching are provided in the Important Information for Investors document and the fund's Prospectus, or by calling M&G Customer Relations on 0800 390 390.

Other share classes may exist for the fund as set out in the relevant Prospectus.

For up-to-date details of the staff remuneration policy that applies to M&G Securities Limited, including a description of how remuneration and benefits are calculated, the make-up of the remuneration committee, and the identities of persons responsible for awarding the remuneration and benefits, please visit [www.mandg.co.uk/remuneration](http://www.mandg.co.uk/remuneration). We will provide a paper copy of this information, free of charge, if you require one.

This Fund is authorised in the UK and regulated by the Financial Conduct Authority. M&G Securities Limited is authorised in the UK and regulated by the Financial Conduct Authority.

This key investor information is accurate as at 12 February 2024.

This document provides you with key investor information about this fund. It is not marketing material. The information is required by law to help you understand the nature and the risks of investing in this fund. You are advised to read it so you can make an informed decision about whether to invest.

## Neuberger Berman Uncorrelated Strategies Fund ("Fund")

a sub-fund of Neuberger Berman Investment Funds plc

**GBP P Accumulating Class, IE00BFXBF434**

This Fund is managed by Neuberger Berman Asset Management Ireland Limited.

### OBJECTIVES AND INVESTMENT POLICY

The Fund aims to achieve a target average return of 5% over the benchmark after Portfolio Costs (as defined in the prospectus supplement) over a market cycle (typically 3 years) from a diversified portfolio of uncorrelated investment strategies. Correlation is the relationship or connection between different investments. The Fund allocates assets to multiple investment advisors that employ a variety of investment strategies and invest globally without a focus on any particular industrial sector.

There can be no guarantee that the Portfolio will ultimately achieve its investment objective and capital invested is at risk.

Advisors are selected with the goal of building a portfolio of strategies which have low correlation to global equity and global fixed income markets over a full investment cycle. No more than 50% of the Fund's assets will be allocated to one strategy and no more than 30% of the Fund's assets will be allocated to one advisor at any one time.

Although the Fund concentrates its investments in the US and other Organisation for Economic Co-operation and Development ("OECD") countries it may also invest in emerging (less developed) market countries, which may involve additional risk, relative to investment in more developed economies.

Under normal market conditions, the Sub-Investment Manager anticipates that the Portfolio's average volatility (a measure of how much the Portfolio's returns may vary over a year) will be within a range of 7-10%.

The Fund may employ strategies that use a large number of financial derivative instruments ("FDI") that exaggerate potential returns or potential losses. As a result, the Fund may hold a significant proportion of its assets in cash or cash equivalents to meet its

obligations associated with these instruments.

The Fund is actively managed and it is not constrained by the benchmark, the ICE BofA US Dollar 3-Month Deposit Offered Rate Constant Maturity Index (Total Return, USD) which is used for performance comparison purposes only. While the Fund may acquire securities which are components of the benchmark, it will not do so because of their inclusion in the benchmark.

The Fund does not apply the ESG Policy and deems Sustainability Risks not to be relevant to the Fund strategy.

This Fund may not be appropriate for short-term investment and is more suitable as part of a diversified portfolio.


You may sell your shares on any day when the financial markets in London and New York are open for business.

As your shares are in British Pounds and the Fund is in US Dollars, currency exchange contracts are used to reduce the effect of changes in the currency exchange rate.

Your shares do not pay you income, but returns are reinvested to grow capital.

Transaction costs will reduce the Fund's return.

### RISK AND REWARD PROFILE



This Fund is in category 4 due to its level of historical volatility. Historical volatility is calculated based on weekly returns over a 5 year period.

The main risks facing the Fund are:

- **Market Risk:** The risk of a change in the value of a position as a result of underlying market factors, including the overall performance of companies and the market perception of the global economy. In addition, as the Fund invests across multi-asset classes, it may have exposure to asset classes with specific market risks such as Emerging Markets or Small Cap. As the Fund may take synthetic short positions, some market effects could be amplified and result in higher losses. Please refer to the Prospectus for additional disclosures on those specific risks.
- **Liquidity Risk:** The risk that the Fund may be unable to sell an investment readily at its fair market value. This may affect the value of the Fund and in extreme market conditions its ability to meet redemption requests upon demand. To counter this risk the Fund actively monitors the liquidity of its investments. The Fund may invest globally and in asset classes which may lower liquidity such as less developed economies, smaller cap, certain segment of global fixed income or OTC derivatives.
- **Counterparty Risk:** The risk that a counterparty will not fulfil its payment obligation for a trade, contract or other transaction, on the due date. The insolvency of any institution providing services such as the safekeeping of assets or acting as counterparty in respect of derivatives or other instruments may expose the Fund to financial loss.
- **Derivatives Risk:** The Fund is permitted to use certain types of derivative instruments (including certain complex instruments) to obtain or increase exposure to its underlying assets, or to achieve 'short' positions where the Fund may benefit from a fall in the value of an underlying asset, or to seek to protect its assets against some of the risks outlined in this section. This may increase the Fund's leverage significantly. Leverage is an investment technique which gives an investor a larger exposure to an asset than the amount it invested, which can cause large variations (both positive and negative) in the value of your shares. As a result of its use of derivatives, the Fund may have an exposure of over 100% of its Net Asset Value, which may result in a significant loss to the Portfolio. Please refer to the Prospectus for a full list of the types of derivative that the Fund may utilise.

- **Operational Risk:** The risk of direct or indirect loss resulting from inadequate or failed processes, people and systems including those relating to the safekeeping of assets or from external events.
- **Interest Rate Risk:** The risk of interest rate movements affecting the value of fixed-rate bonds. Longer maturity bonds are more sensitive to changes in interest rates with the risk usually decreasing for bonds of lower rating and shorter duration.
- **Credit Risk:** The risk that bond issuers may fail to meet their interest repayments, or repay debt, resulting in temporary or permanent losses to the Fund. This risk is greater than average for investments with a lower credit rating.
- **Currency Risk:** Investors who subscribe in a currency other than the base currency of the Fund are exposed to currency risk. Fluctuations in exchange rates may affect the return on investment. If the currency of this share class is different from your local currency, then you should be aware that due to exchange rate fluctuations the performance shown may increase or decrease if converted into your local currency.

For a more detailed explanation of risks, please refer to the "Investment Restrictions" and "Investment Risks" section of the Prospectus.

A category 1 fund is not a risk free investment - the risk of losing money is smaller than that of a category 7 fund, but the likelihood of making gains is also lower. The seven category scale is complex: for example, a category 2 fund is not twice as risky as a category 1 fund.

The category is calculated using past data, which cannot be used as a prediction for the future. Therefore the risk classification may change over time.

## CHARGES

One-off charges taken before or after you invest	
Entry Charge	5.00%
Exit Charge	None
This is the maximum that might be taken out of your money before it is invested or before the proceeds of your investment are paid out.	
Charges taken from the fund over a year	
Ongoing Charges	1.66%
Charges taken from the fund under certain specific conditions	
Performance Fee	A performance fee equal to 20% of the outperformance of the benchmark may be payable in accordance with the methodology described in the supplement. Please see the "Fees and Expenses" section of the supplement for more detail. In the last financial year the performance fees impacted the Fund by 0.00%

These charges are used to pay the costs of running the Fund, including the costs of marketing and distributing it.

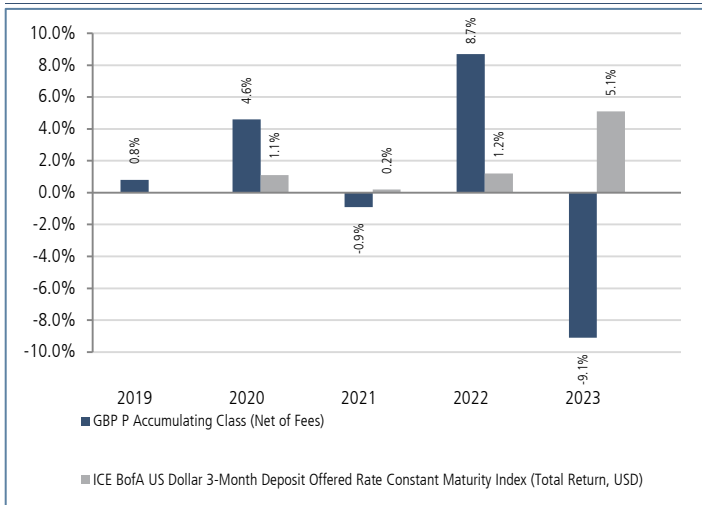
These charges reduce the potential growth of your investment.

The one-off charges shown are the maximum figures. In some cases they may be less. You can find out your actual charges from your financial adviser.

The ongoing charges figure is based on the expenses for the period ending 31 December 2023. This figure may vary from year to year.

You can find more details on these charges in the "Fees and Expenses" section of the prospectus and supplement.

## PAST PERFORMANCE



Past performance is not a reliable indicator of future results.

The past performance takes account of all charges and costs.

The value of this class is calculated in British Pounds.

The benchmark is provided in USD, as the base currency of the Fund, and may not represent a fair comparison to the share class currency.

The Fund launched on 31 May 2017.

This class started to issue shares on 2 October 2018.

From 28 February 2020 performance is compared against ICE BofA US Dollar 3-Month Deposit Offered Rate Constant Maturity Index (Total Return, USD).

## PRACTICAL INFORMATION

**Depository:** Brown Brothers Harriman Trustee Services (Ireland) Limited.

**Further information:** Copies of the umbrella fund's prospectus, latest annual and half-yearly reports, and the sub-fund prospectus supplement may be obtained free of charge in English, German, French, Italian and Spanish from [www.nb.com/europe/literature](http://www.nb.com/europe/literature), from local paying agents, a list of which can be found in Annex III of the prospectus, or by writing to Neuberger Berman Investment Funds plc, c/o Brown Brothers Harriman Fund Administration Service (Ireland) Ltd, 30 Herbert Street, Dublin 2, Ireland. The latest share prices are published on each dealing day on the Bloomberg website at [www.bloomberg.com](http://www.bloomberg.com). Prices, and other practical information, are also available during normal business hours from the fund administrator, Brown Brothers Harriman Fund Administration Service (Ireland) Ltd. This document is specific to a single sub-fund however the prospectus, annual and half-yearly reports are for the umbrella, Neuberger Berman Investment Funds plc, of which the Fund is a sub-fund. The assets and liabilities of this Fund are segregated by law from other sub-funds in the umbrella. This means that the Fund's assets shall not be used to pay the liabilities of other sub-funds or the umbrella.

**Tax:** This Fund is subject to tax laws and regulations of Ireland. Depending on your home country of residence, this might have an impact on your personal tax position and on your investment. For further details, please speak to your financial adviser.

**Liability statement:** Neuberger Berman Asset Management Ireland Limited may be held liable solely on the basis of any statement contained in this document that is misleading, inaccurate, or inconsistent with the relevant parts of the prospectus for the UCITS.

**Exchange of shares:** You may request to switch your shares to another share class of the same sub-fund or to the shares of another sub-fund of Neuberger Berman Investment Funds plc subject to the conditions set out in the prospectus. Charges may apply.

**Remuneration policy:** Details of the Neuberger Berman Asset Management Ireland Limited remuneration policy is available at [www.nb.com/remuneration](http://www.nb.com/remuneration) and a paper copy will also be available free of charge upon request.

This Fund is authorised in Ireland and regulated by the Central Bank of Ireland.

Neuberger Berman Asset Management Ireland Limited is authorised in Ireland and regulated by the Central Bank of Ireland.

This key investor information is accurate as at 14 February 2024.

## Key Investor Information

This document provides you with key investor information about this fund. It is not marketing material. The information is required by law to help you understand the nature and the risks of investing in this fund. You are advised to read it so you can make an informed decision about whether to invest.

PIMCO

# Global Bond ESG Fund

a sub-fund of PIMCO Funds: Global Investors Series plc  
PIMCO Global Advisors (Ireland) Limited, part of Allianz, manages this fund.

ISIN: IE00BYXVXY22

Share class: Institutional GBP (Hedged) Income

## Objectives and Investment Policy

**Objective** The fund aims to maximise the total return on your investment by primarily investing in investment grade corporate securities and instruments using prudent investment management, consistent with the preservation of capital and sustainable investing (by explicitly integrating environmental, social and governance factors into the investment process as further outlined herein).

**Investment Policy** The fund's approach to sustainable investing is through the promotion of environmental and social characteristics (while the fund does not have sustainable investment as its objective, it seeks to invest a portion of its assets in sustainable investments).

The fund aims to achieve its objective by taking exposure to a diversified range of fixed income securities and instruments (which are similar to loans that pay a fixed or variable rate of interest) issued by companies or governments from around the world.

The fund will make meaningful allocations to ESG Fixed Income Securities (as further described in the section of the prospectus entitled "ESG Fixed Income Securities"). The investment advisor will choose securities based on a sustainability screening process which incorporates environmental, social and governance (ESG) factors. In addition, the fund will seek to reduce the carbon footprint, including intensity and emissions of the portfolio's corporate holdings.

The fund will also promote environmental and social characteristics through the use of an exclusion strategy. However, the fund may invest in index derivatives, such as credit default swap indices, which may provide indirect exposure to excluded issuers as outlined herein. The investment advisor will seek to invest in issuers that it believes have strong ESG practices and the exclusion strategy applied by the investment advisor may exclude issuers on the basis of the industry in which they participate e.g. issuers engaged principally in Fossil Fuel related sectors (including issuers engaged principally in the oil industry, including extraction, production, refining, transportation, or the mining and sale of coal and coal-fired generation). However, ESG Fixed Income Securities from issuers involved in Fossil Fuel related sectors, as described above, may be permitted.

The fund will not invest in the securities of any sovereigns scoring weakest on transparency and corruption indices and the fund will not invest in any issuer determined to be engaged principally in the manufacture and distribution of alcoholic beverages and tobacco products, the manufacture of military weapons, the operation of gambling activities, or the production or trade of pornographic materials. Finally, the fund will promote environmental and social characteristics through active engagement with certain issuers as applicable (examples of such engagement may include material climate and biodiversity related matters), including for example, by encouraging issuers to align

to the Paris Agreement, adopt science-based targets for carbon emissions reduction and/or broadly advance their sustainability commitments. The fund may retain securities from such issuers if the investment advisor deems this engagement is in the best interests of the fund and its shareholders.

The fund is considered to be actively managed in reference to the Bloomberg Global Aggregate Index (the "Index") by virtue of the fact that the Index is used for duration measurement, calculating the global exposure of the fund using the relative VaR methodology and for performance comparison purposes. Certain of the fund's securities may be components of and may have similar weightings to the Index. However, the Index is not used to define the portfolio composition of the fund or as a performance target and the fund may be wholly invested in securities which are not constituents of the Index.

The average portfolio duration of the fund will normally vary within three years (plus or minus) of the Index. Duration measures the sensitivity of the assets to interest rate risk. The longer the duration the higher the sensitivity to changes in interest rates.

The fund invests primarily in "investment grade" securities issued by companies or governments. The fund may invest up to 10% in "non-investment grade" securities. Non-investment grade securities are considered to be more risky, but typically produce a higher level of income.

The fund may invest substantially in emerging markets, which in investment terms are those economies that are not as developed.

The fund may invest in derivative instruments (such as futures, options and swaps) rather than directly in the underlying securities themselves. The derivatives return is linked to movements in the underlying assets.

The assets held by the fund may be denominated in a wide variety of currencies with non-USD currency exposure limited to 20% of total assets. The investment advisor may use foreign exchange and related derivative instruments to hedge or implement currency positions.

**For full investment objectives and policy details please refer to the fund's prospectus.**

**Distribution Policy** This share class pays out a distribution of any investment income generated by the fund. You may elect for this to be reinvested into the fund.

**Share Class Currency Hedging** This share class seeks to limit the shareholder's currency risk by reducing the effect of exchange rate fluctuations between the share class currency and any non-active currency exposures of the fund.

**Dealing Day** You can buy and sell shares on most working days in Dublin, exceptions to this are more fully described in the fund holiday calendar available from the Administrator.

## Risk and Reward Profile



The indicator above is not a measure of the risk of capital loss, but a measure of the fund's price movement over time.

- It is based on historical data and thus may not be a reliable indication for the future.
- The indicated risk category is not guaranteed and may shift over time.
- The indicator is designed to help investors understand the uncertainties both for loss and for growth that may affect their investment. In this context, the lowest category does not mean "risk free".
- The risk indicator is based on the volatility of the fund's performance over the last 5 years. Where 5 years' performance history is not available the data is supplemented by benchmark data or simulated historical series as appropriate.
- The fund does not provide its investors with any guarantee on performance, nor on the monies invested in it.

**In addition to the risk captured by the indicator, the overall fund value may be considerably affected by:**

**Credit and Default Risk** A decline in the financial health of an issuer of a fixed income security can lead to an inability or unwillingness to repay

a loan or meet a contractual obligation. This could cause the value of its bonds to fall or become worthless. Funds with high exposures to non-investment grade securities have a higher exposure to this risk.

**Currency Risk** Changes in exchange rates may cause the value of investments to decrease or increase.

**Derivatives and Counterparty Risk** The use of certain derivatives could result in the fund having a greater or more volatile exposure to the underlying assets and an increased exposure to counterparty risk. This may expose the fund to larger gains or losses associated with market movements or in relation to a trade counterparty being unable to meet its obligations.

**Emerging Markets Risk** Emerging markets, and especially frontier markets, generally carry greater political, legal, counterparty and operational risk. Investments in these markets may expose the fund to larger gains or losses.

**Liquidity Risk** Difficult market conditions could result in certain securities becoming hard to sell at a desired time and price.

**Interest Rate Risk** Changes in interest rates will usually result in the values of bond and other debt instruments moving in the opposite direction (e.g. a rise in interest rates likely leads to fall in bond prices).

**Mortgage Related and Other Asset Backed Securities Risks** Mortgage or asset backed securities are subject to similar risks as other fixed income securities, and may also be subject to prepayment risk and higher levels of credit and liquidity risk.

**China InterBank Bond Market ("CIBM")** The fund may be exposed to liquidity risks, settlement risks, default of counterparties and market volatility associated with CIBM. In addition, the CIBM rules are new and still subject to further clarification and/or changes, which may adversely affect the fund's capability to invest in the CIBM.

## Charges

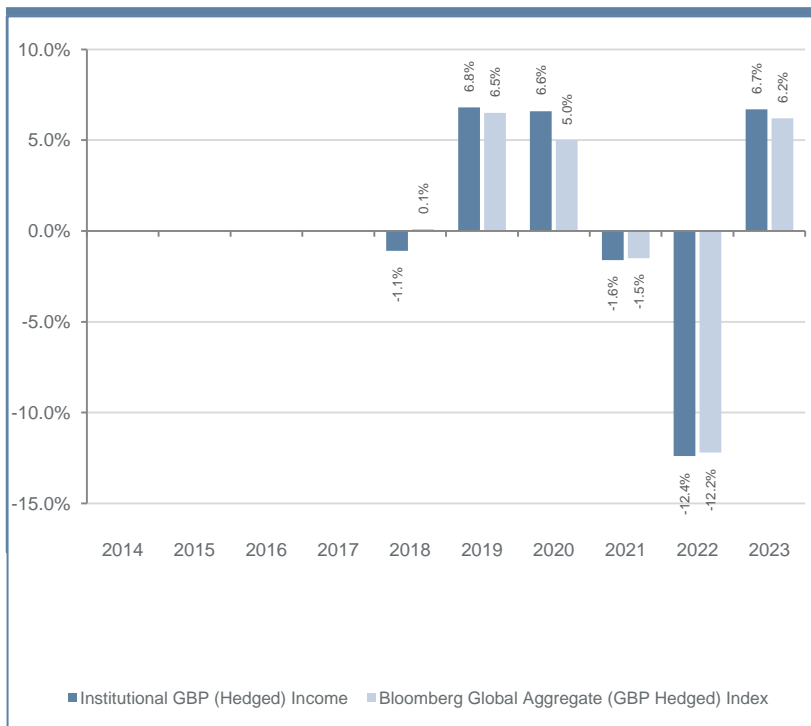
The charges you pay are used to pay for the costs of running the fund, which include the marketing and distributing costs. These charges reduce the potential growth of your investment.

One-off charges taken before or after you invest	
Entry charge	None
Exit charge	None
This is the maximum that might be taken out of your money before it is invested / before the proceeds of your investment are paid out.	
Charges taken from the fund over a year	
Ongoing charges	0.52%
Charges taken from the fund under certain specific conditions	
Performance fee	None

The ongoing charges figure is based on expenses for the year ending 2023. This figure may vary from year to year. It excludes portfolio transaction costs, except in the case of an entry/exit charge paid by the fund when buying or selling units in another collective investment undertaking.

For more information about charges, please see the section of the prospectus entitled "Fees and Expenses", which is available at [www.europe.pimco-funds.com](http://www.europe.pimco-funds.com).

## Past Performance



- Past performance is not an indicator of future returns.
- Past performance does not take into account any entry, exit or switching charges but does take into account the ongoing charge, as shown in the Charges section.
- The performance of the class is calculated in British Pounds.
- The fund launched in January 2017. This class started to issue shares in January 2017.

## Practical Information

**Depository** State Street Custodial Services (Ireland) Limited.

**Prospectus and further information** Further information on the fund or other share classes or sub-funds of the Company, including the prospectus, the most recent annual report and subsequent semi-annual reports of the Company, may be obtained from the Administrator, as are the latest share prices. The documents are available in local languages and free of charge on request. Details of PIMCO Global Advisors (Ireland) Limited's remuneration policy is available at [www.pimco.com](http://www.pimco.com) and a paper copy will also be available free of charge upon request.

**Share prices/NAV** Prices of shares and other information can be obtained at [www.europe.pimco-funds.com](http://www.europe.pimco-funds.com).

**Tax treatment** The tax legislation of the Republic of Ireland may have an impact on the personal tax position of the shareholder. You are advised to seek professional advice on the tax treatment of your investment in the fund.

**Responsibility for information** The Company may be held liable solely on the basis of any statement contained in this document that is misleading, inaccurate or inconsistent with the relevant parts of the prospectus.

**Switching** Investors may switch between funds of PIMCO Funds: Global Investors Series plc. Please see the prospectus or contact your financial adviser for details.

**Umbrella UCITS** This document describes a share class of a sub-fund of the Company and the prospectus and periodic reports are prepared for the entire Company. The assets and liabilities of each sub-fund are segregated subject to the provisions of Irish law. However, these provisions have not been tested in other jurisdictions.

*This fund is authorised in Ireland and regulated by the Central Bank of Ireland. PIMCO Global Advisors (Ireland) Limited is authorised in Ireland and regulated by the Central Bank of Ireland. This key investor information is accurate as at 16/02/2024.*



This document provides you with key investor information about this fund. It is not marketing material. The information is required by law to help you understand the nature and the risks of investing in this fund. You are advised to read it so you can make an informed decision about whether to invest.

# Schroder US Equity Income Maximiser

an Authorised Unit Trust of Schroder Unit Trusts Limited

Class Z Accumulation GBP (GB00BYP25144)

This fund is managed by Schroder Unit Trusts Limited, which is a member of the Schroders Group.

## Objectives and investment policy

### Objectives

The fund aims to provide income by investing in equities of large US companies.

The fund aims to deliver an income of 5% per year but this is not guaranteed and could change depending on market conditions.

### Investment policy

The fund invests at least 80% of its assets in a passively managed portfolio constructed from the top 500 listed US companies by market capitalisation.

To seek to enhance the yield, the investment manager selectively sells short dated call options over individual securities held by the Fund, portfolios of securities or indices by agreeing strike prices above which potential capital growth is sold.

The fund may also invest directly or indirectly in other securities (including in other asset classes), countries, regions, industries or currencies, collective investment schemes (including Schroder funds), warrants and money market instruments, and hold cash.

The fund may use derivatives with the aim of achieving investment gains, reducing risk or managing the fund more efficiently.

The fund's investment strategy will typically underperform a similar portfolio of equities without a derivative overlay in periods when the underlying equity prices are rising, and has the potential to outperform when the underlying equity prices are falling.

### Benchmark

The fund's performance should be assessed against the income target of 5% per year, and compared against the S&P 500 (Net Total Return) Index and the Investment Association North American sector average return.

### Dealing frequency

You may redeem your investment upon demand. This fund deals daily.

### Distribution policy

This unit class accumulates income received from the fund's investments, meaning it is kept in the fund and its value is reflected in the price of the unit class.

## Risk and reward profile

### Lower risk

Potentially lower reward

### Higher risk

Potentially higher reward



### The risk and reward indicator

The risk category was calculated using historical performance data and may not be a reliable indicator of the fund's future risk profile.

The fund's risk category is not guaranteed to remain fixed and may change over time.

A fund in the lowest category does not mean a risk-free investment.

The fund is in this category because it can take higher risks in search of higher rewards and its price may rise and fall accordingly.

### Risk factors

**Performance risk:** Investment objectives express an intended result but there is no guarantee that such a result will be achieved. Depending on market conditions and the macro economic environment, investment objectives may become more difficult to achieve.

**Concentration risk:** The fund may be concentrated in a limited number of

geographical regions, industry sectors, markets and/or individual positions. This may result in large changes in the value of the fund, both up or down.

**Currency risk:** The fund may lose value as a result of movements in foreign exchange rates, otherwise known as currency rates.

**Derivatives risk:** Derivatives, which are financial instruments deriving their value from an underlying asset, may be used to manage the portfolio efficiently. The fund may also materially invest in derivatives including using short selling and leverage techniques with the aim of making a return. A derivative may not perform as expected, may create losses greater than the cost of the derivative and may result in losses to the fund.

**Liquidity risk:** In difficult market conditions, the fund may not be able to sell a security for full value or at all. This could affect performance and could cause the fund to defer or suspend redemptions of its shares, meaning investors may not be able to have immediate access to their holdings.

**Maximiser funds:** Derivatives, which are financial instruments deriving their value from an underlying asset, are used to generate income (which is paid to investors) and to reduce the volatility of returns but they may also reduce fund performance or erode capital value.

**Operational risk:** Operational processes, including those related to the safekeeping of assets, may fail. This may result in losses to the fund.

## Charges

### One-off charges taken before or after you invest

**Entry charge** None

**Exit charge** None

This is the maximum that might be taken out of your money before it is invested or before the proceeds of your investment are paid out.

### Charges taken from the fund over a year

**Ongoing charges** 0.49%

### Charges taken from the fund under certain specific conditions

#### Performance fee

None

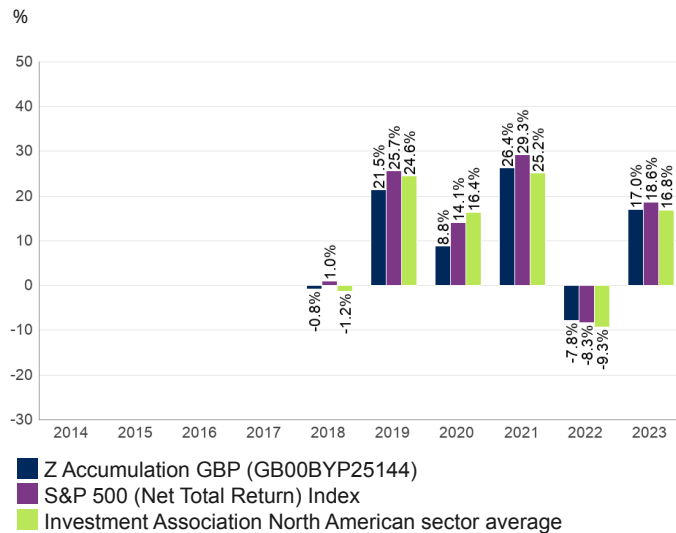
The charges you pay are used to pay the costs of running the fund, including the costs of marketing and distributing it. These charges reduce the potential growth of your investment.

The entry and exit charges shown are maximum figures and in some cases you might pay less. You can find out the actual entry and exit charges from your financial advisor.

The ongoing charges figure is based on the last year's expenses for the year ending December 2023 and may vary from year to year. The ongoing charge figure excludes portfolio transaction costs. The charges are mostly, if not exclusively, the Schrodgers Annual Charge (as may be discounted for retail unit classes depending on the size of the fund) but certain additional expenses may be charged as set out in the prospectus. The Schrodgers Annual Charge (without any discount) for this unit class of the fund is 0.49%. The fund's annual report for each financial year will include details on the exact charges made including any discounts.

Please see the prospectus for more details about the charges.

## Past performance



Past performance is not a guide to future performance and may not be repeated. The value of investments may go down as well as up and you may not get back the amount you originally invested.

The chart shows performance in British pound after the ongoing charges and the portfolio transaction costs have been paid.

The fund was launched on 25/04/2017.

The shareclass was launched on 25/04/2017.

## Practical information

**Trustee:** J. P. Morgan Europe Ltd.

**Further Information:** You can get further information about this fund, including the prospectus, latest annual report, any subsequent half-yearly reports and the latest price of units from [www.schroders.com/ukinvestor](http://www.schroders.com/ukinvestor) and from Schroders, PO Box 1402, Sunderland, SR43 4AF, England, telephone 0800 182 2399. They are in English, free of charge. The manager's first report will be published in April 2018.

**Tax legislation:** The fund is subject to UK tax legislation which may have an impact on your personal tax position.

**Liability:** Schroder Unit Trusts Ltd may be held liable solely on the basis of any statement contained in this document that is misleading, inaccurate or inconsistent with the relevant parts of the fund's prospectus.

**Switches:** Subject to conditions, you may apply to switch your investment into another unit class within this fund or in another Schroder fund. Please see the

prospectus for more details.

**Remuneration Policy:** A summary of Schroders' remuneration policy and related disclosures is at [www.schroders.com/remuneration-disclosures](http://www.schroders.com/remuneration-disclosures). A paper copy is available free of charge upon request.

The policy includes a description of how remuneration and benefits are calculated & the identities of persons responsible for awarding the remuneration and benefits.

**Glossary:** you can find an explanation of some of the terms used in this document at [www.schroders.co.uk/glossary](http://www.schroders.co.uk/glossary).

**Benchmark:** The income target has been selected because the investment manager deploys strategies that aim to deliver the level of income stated in the investment objective. The comparator benchmarks have been selected because the investment manager and the manager believe that each of these benchmarks is a suitable comparison for performance purposes given the fund's investment objective and policy.

## Purpose

This document provides you with key information about this investment product. It is not marketing material. The information is required by law to help you understand the nature, risks, costs, potential gains and losses of this product and to help you compare it with other products.

## Product

# Trium ESG Emissions Improvers Fund Class I

**Trium ESG Emissions Improvers Fund is a sub-fund of Trium UCITS Platform plc**

MANUFACTURER: Trium Ireland Ltd

ISIN: IE00BKDV4296

WEBSITE: <https://trium-capital.com/>

TELEPHONE NUMBER: +353(0)16192300

COMPETENT AUTHORITY: The Central Bank of Ireland is responsible for supervising Trium Ireland Ltd in relation to this Key Information Document.

MANAGEMENT COMPANY: Trium Ireland Ltd is authorised in Ireland and regulated by the Central Bank of Ireland.

**Authorised in:** This PRIIP is authorised in Ireland.

**ISSUED ON 22/02/2023**

## WHAT IS THIS PRODUCT?

**Type:** Trium ESG Emissions Improvers Fund (the “Fund”) is a sub-fund of Trium UCITS Platform plc, an open-ended investment company with variable capital structured as an umbrella fund with segregated liability between sub-funds, which is registered in Ireland and authorised by the Central Bank of Ireland as a UCITS under the European Communities (Undertakings for Collective Investment in Transferable Securities) Regulations, 2011 (as amended). Segregated liability between sub-funds means that the assets and liabilities of each sub-fund are segregated by law. The prospectus and periodic reports are prepared for Trium UCITS Platform plc at umbrella level. You may switch your shares in the Fund to shares in other sub-funds in which you are eligible to invest. Further information is available from the Administrator, Northern Trust International Fund Administration Services (Ireland) Limited.

**Objectives:** The Fund’s investment objective is to seek to achieve positive returns over the medium term (3 years), independent of market conditions. Trium Capital LLP (the “Investment Manager”) intends to invest in equity and equity-related securities of companies in the energy, utilities, materials, industrials, construction and transportation sectors. The Fund’s strategy is to invest in companies that are improving their environmental and emissions footprint better than their peer group. The strategy is focused on the improvement potential of the company rather than its current state. The Fund may also, for cash management purposes, invest in fixed-income instruments (including sovereign, corporate or government bonds which may be fixed or floating, investment grade as rated by a recognised credit rating agency).

The Fund may invest in Financial Derivative Instruments (“FDI”) (i) for investment purposes, (ii) to attempt to hedge some of its investment risk, or (iii) for the purposes of efficient portfolio management. The Fund’s use of FDI may introduce leverage into the Fund.

The Fund promotes, among other characteristics, a combination of environmental and social aspects and as such discloses in accordance with Article 8 of Regulation (EU) 2019/2088 by integrating ESG considerations and minimum standards.

The Fund is actively managed without reference to any benchmark meaning that the Investment Manager has full discretion over the composition of the Fund’s portfolio.

**Hedging:** The shares are denominated in Euro (EUR) and are unhedged. The base currency of the Fund is EUR. Share classes that are not denominated in the base currency are hedged.

Any income less expenses realised will be accumulated and reinvested into the net assets of the Fund. You can buy or sell shares on demand every business day.

**Intended Retail Investors:** The Fund is suitable for investors who are seeking capital appreciation over a long-term horizon and are willing to accept a moderate to high level of volatility. The investor should be prepared to bear losses.

**Term:** The Fund has no maturity date. Trium Ireland Ltd is not entitled to terminate the Fund unilaterally nor can the Fund be automatically terminated.

**Depository of the Fund:** Northern Trust Fiduciary Services (Ireland) Limited

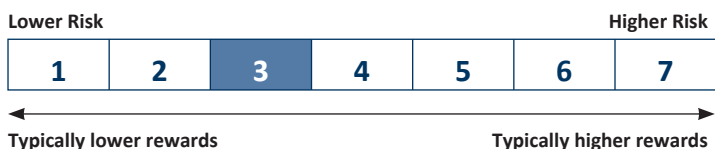
The prospectus, the half-yearly reports and annual reports of the Fund can be obtained free of charge in English from your financial advisor or distributor. Other practical information such as the latest share prices are available free of charge at <https://trium-capital.com/>.

**Representative Share Classes:** This document in respect of the Class I EUR Shares (ISIN: IE00BKDV4296) is a representative Key Information Document for the other share classes issued by the Fund, namely Class I USD Shares (ISIN: IE00BKDV4304), Class I GBP Shares (ISIN: IE00BKDV4411), Class I CHF Shares (ISIN: IE00BKDV4528), Class I SEK Shares (ISIN: IE00BH4GPX04). Information about these share classes can be obtained from your financial advisor or distributor.

## WHAT ARE THE RISKS AND WHAT COULD I GET IN RETURN?

### RISK INDICATOR

The summary risk indicator is a guide to the level of risk of this product compared to other products. It shows how likely it is that the product will lose money because of movements in the markets or because we are not able to pay you.



The risk indicator assumes you keep the product for 3 years. The actual risk can vary significantly if you cash in at an early stage and you may get back less. You may not be able to cash in early. You may not be able to sell your product easily or you may have to sell at a price that significantly impacts on how much you get back.

We have classified this product as 3 out of 7, which is a medium-low risk class. This rates the potential losses from future performance at a medium-low level, and poor market conditions are unlikely to impact our capacity to pay you.

**Be aware of currency risk. In some circumstances, you may receive payments in a different currency, so the final return you will get may depend on the exchange rate between the two currencies. This risk is not considered in the indicator shown above.**

The Fund is subject to the following Risks: Equities, FDI, leverage, concentration, counterparty, liquidity, currency, hedging, and operational. Full details can be found in the prospectus and supplement.

This product does not include any protection from future market performance so you could lose some or all of your investment.

## WHAT ARE THE RISKS AND WHAT COULD I GET IN RETURN? (CONTINUED)

### PERFORMANCE SCENARIOS

What you will get from this product depends on future market performance. Market developments in the future are uncertain and cannot be accurately predicted.

The unfavourable, moderate, and favourable scenarios shown are illustrations using the worst, average, and best performance of the product over the last 10 years. Markets could develop very differently in the future.

The stress scenario shows what you might get back in extreme market circumstances.

Recommended Holding Period: 3 years		1 year	3 years (Recommended Holding period)
Investment 10,000 EUR			
Scenarios			
Minimum	There is no minimum guaranteed return. You could lose some or all of your investment.		
Stress	What you might get back after costs	7,190 EUR	6,990 EUR
	Average return each year	-28.10%	-11.25%
Unfavourable	What you might get back after costs	8,410 EUR	7,490 EUR
	Average return each year	-15.89%	-9.17%
Moderate	What you might get back after costs	9,860 EUR	9,370 EUR
	Average return each year	-1.37%	-2.15%
Favourable	What you might get back after costs	11,190 EUR	10,600 EUR
	Average return each year	11.95%	1.96%

The figures shown include all the costs of the product itself, but may not include all the costs that you pay to your advisor or distributor. The figures do not take into account your personal tax situation, which may also affect how much you get back.

## WHAT HAPPENS IF TRIUM IRELAND LTD IS UNABLE TO PAY OUT?

Northern Trust Fiduciary Services (Ireland) Limited (the "Depositary") will perform safekeeping duties for the Fund's assets. In the event of the insolvency of the Manufacturer, Trium Ireland Ltd, the Fund's assets in the safekeeping of the Depositary will not be affected. However, in the event of the Depositary's insolvency, or someone acting on its behalf, the Fund may suffer a financial loss. However, this risk is mitigated to a certain extent by the fact the Depositary is required by law and regulation to segregate its own assets from the assets of the Fund. The Depositary will also be liable to the Fund and the investors for any loss arising from its negligent, or intentional failure properly to fulfil its obligations. There is no compensation or guarantee scheme in place which may offset, all or any of, this loss.

## WHAT ARE THE COSTS?

The person advising on or selling you this product may charge you other costs. If so, this person will provide you with information about these costs and how they affect your investment.

### COSTS OVER TIME

The tables show the amounts that are taken from your investment to cover different types of costs. These amounts depend on how much you invest, how long you hold the product and how well the product performs. The amounts shown here are illustrations based on an example investment amount and different possible investment periods.

We have assumed:

- In the first year you would get back the amount that you invested (0% annual return). For the other holding periods we have assumed the product performs as shown in the moderate scenario.
- EUR 10,000 is invested.

Investment 10,000 EUR Scenarios	If you exit after 1 year	If you exit after 3 years
Total Costs Annual Cost Impact (*)	207 EUR 2.07%	604 EUR 2.06% each year

(\*) This illustrates how costs reduce your return each year over the holding period. For example it shows that if you exit at the recommended holding period your average return per year is projected to be -0.10% before costs and -2.15% after costs.

We may share part of the costs with the person selling you the product to cover the services they provide to you. They will inform you of the amount.

## WHAT ARE THE COSTS (CONTINUED)

### COMPOSITION OF COSTS

		If you exit after 1 year
One-Off Costs upon entry or exit		
Entry Costs	We do not charge an entry fee for this product.	0 EUR
Exit Costs	We do not charge an exit fee for this product.	0 EUR
Ongoing costs taken each year		
Management fees and other administrative or operating costs	1.46% of the value of your investment per year. This is an estimate based on actual costs over the last year.	146 EUR

<b>Transaction costs</b>	0.37% of the value of your investment per year. This is an estimate of the costs incurred when we buy and sell the underlying investments for the product. The actual amount will vary depending on how much we buy and sell.	37 EUR
<b>Incidental costs taken under specific conditions</b>		
<b>Performance fees</b>	At the end of each performance period, which begins on the first business day through 31 December in each year, 20% of any amount by which the Fund's net asset value ("NAV") exceeds the hurdle adjusted NAV on which a performance fee was previously paid (adjusted for subscriptions/redemptions in the period), plus any accrued performance fee relating to redemptions during the performance period. The actual amount will vary depending on how well your investment performs. The estimated performance fee for this share class is 0.24%. The aggregated cost estimation above includes the average over the last 5 years.	24 EUR

## HOW LONG SHOULD I HOLD IT AND CAN I TAKE MONEY OUT EARLY?

**Recommended holding period:** 3 years.

The Fund is designed to deliver capital appreciation over a long-term investment horizon with a medium-low level of risk. You can redeem your shares on a daily basis with no penalty.

## HOW CAN I COMPLAIN?

Complaints concerning the operation or marketing of the Fund may be referred by email to [ir@trium-capital.com](mailto:ir@trium-capital.com), or by post to Trium Ireland Ltd, 33 Sir John Rogerson's Quay, Dublin 2 Ireland. For further information please visit <https://trium-capital.com/contact>.

## OTHER RELEVANT INFORMATION

**Remuneration Policy:** Trium Ireland Ltd's up-to-date remuneration policy, including, but not limited to, a description of how remuneration and benefits are calculated and the identity of persons responsible for awarding the remuneration and benefits is available at the following website <https://trium-capital.com/investors/trium-regulatory-disclosures> and a paper copy of such remuneration policy is available to investors free of charge upon request. Performance is shown for full calendar years since this share class was launched in 2020 and can be found with the previous monthly performance scenario calculations at <https://swift.zeidlerlegalservices.com/priip-info/trium-ucits-platform-plc>

## Key Investor Information

This document provides you with key investor information about this fund. It is not marketing material. The information is required by law to help you understand the nature and the risks of investing in this fund. You are advised to read it so you can make an informed decision about whether to invest.

### Vanguard Japan Stock Index Fund (the "Fund")

A sub-fund of Vanguard Investment Series Plc

GBP Acc

ISIN: IE00B50MZ948

Manager: Vanguard Group (Ireland) Limited ("VGIL")

## Objectives and investment policy

- The Fund employs a passive management – or indexing – investment approach and seeks to track the performance of the MSCI Japan Index (the "Index").
- The Index is comprised of large and mid-sized company stocks in Japan.
- The Fund attempts to:
  1. Track the performance of the Index by investing in all constituent securities of the Index in the same proportion as the Index. Where not practicable to fully replicate, the Fund will use a sampling process.
  2. Remain fully invested except in extraordinary market, political or similar conditions where the Fund may temporarily depart from this investment policy to avoid losses.
- The Fund may use derivatives in order to reduce risk or cost and/or generate extra income or growth. A derivative is a financial contract whose value is based on the value of a financial asset (such as a share, bond, or currency) or a market index.
- The base currency of the Fund is EUR.
- The Fund invests in securities which are denominated in currencies other than the base currency. Movements in currency exchange rates can affect the return of investments.
- The Fund may engage in short term secured lending of its investments to certain eligible third parties. This is used as a means of generating additional income and to off-set the costs of the Fund.
- The Fund is appropriate for long-term investment. You should have an investment horizon of at least 5 years.
- Income from the Fund will be reinvested and reflected in the price of shares in the Fund.
- Portfolio transaction costs will have an impact on performance.

- Subject to certain exceptions set out in the Prospectus, Shares in the Fund can be bought or sold or exchanged on a daily basis (save on certain bank / public holidays and subject to certain restrictions described in Appendix 1 of the Prospectus or in a separate Supplement) by submitting an application in writing. A list of the days on which shares in the Fund cannot be bought or sold is available on <https://fund-docs.vanguard.com/holiday-calendar-vanguard-investment-series-plc-irish-funds.pdf>

**For further information about the objectives and investment policy of the Fund, as well as the limited relationship with the Index provider, please see Appendix 1 and Appendix 6 of the Vanguard Investment Series plc prospectus (the "Prospectus") on our website at <https://global.vanguard.com>**

## Risk and reward profile



1	2	3	4	5	6	7
---	---	---	---	---	---	---

- This indicator is based on historical data and may not be a reliable indication of the future risk profile of the Fund.
- The risk category shown is not guaranteed and may change over time.
- The lowest category does not mean "risk free".
- The Fund is rated 5 due to the nature of its investments which include the risks listed below. These factors may impact the value of the Fund's investments or expose the Fund to losses.
  - The value of equities and equity-related securities can be affected by daily stock market movements. Other influential factors include political, economic news, company earnings and significant corporate events.
  - Movements in currency exchange rates can adversely affect the return of your investment.
  - Investment risk is concentrated in specific sectors, countries, currencies or companies. This means the Fund is more sensitive to any localised economic, market, political or regulatory events.
  - Use of derivatives. The use of derivatives could increase or reduce exposure to underlying assets and result in greater fluctuations of the Fund's net asset value.

### The risk and reward indicator does not take account of the following risks of investing in the Fund:

- Counterparty risk. The insolvency of any institutions providing services such as safekeeping of assets or acting as counterparty to derivatives or other instruments, may expose the Fund to financial loss.
- Liquidity risk. Lower liquidity means there are insufficient buyers or sellers to allow the Fund to sell or buy investments readily. This could cause the Fund to incur higher costs when buying or selling investments or could mean that the Fund is not able to buy or sell investments when it would like to do so.
- Index tracking risk. The Fund is not expected to track the performance of the Index at all times with perfect accuracy. The Fund is, however, expected to provide investment results that, before expenses, generally correspond to the price and yield performance of the Index.
- Index sampling risk. As the Fund may use an index sampling technique whereby a representative sample of securities are selected to represent the Index, there is the risk that the securities selected for the Fund may not, in the aggregate, approximate the full index.

**For further information on risks please see the "Risk Factors" section of the Prospectus on our website at <https://global.vanguard.com>**

## Charges

The charges you pay are used to pay the costs of running the Fund, including the costs of marketing and distributing it. These charges reduce the potential growth of your investment.

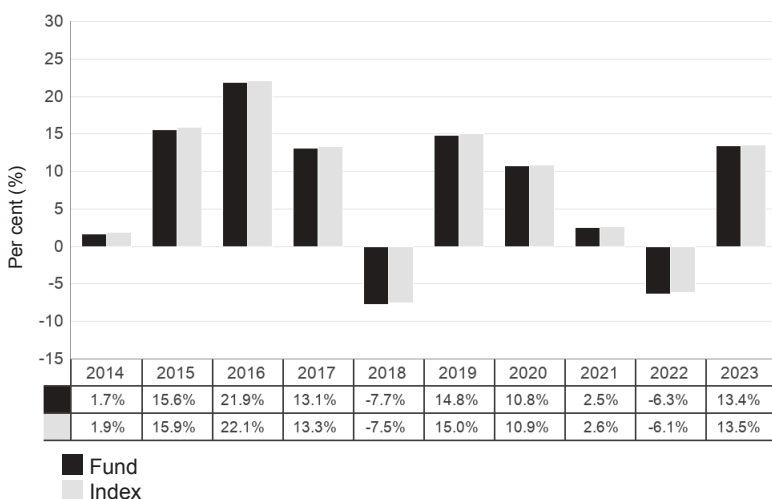
One-off charges taken before or after you invest	
Entry charge	None
Exit charge	None
This is the maximum that might be taken out of your money before it is invested / before the proceeds of your investment are paid out.	
Charges taken from the Fund over a year	
Ongoing charges	0.16%
Charges taken from the Fund under certain specific conditions	
Performance fee	None

The entry and exit charges shown are maximum figures and in some cases you might pay less. Investors can find out the actual entry and exit charges from their distributor and or adviser.

The ongoing charges figure is based on expenses for the year ended 31 December 2023. This figure may vary from year to year. It excludes portfolio transaction costs.

**For further information about charges, please see the sections entitled "Buying Shares", "Redeeming Shares", "Fees and Expenses", Appendix 1, and the "Swing Pricing" section in Appendix 2 of the Prospectus on our website at <https://global.vanguard.com>**

## Past performance



### • Past performance:

1. **Is not a reliable indication of future performance.**
  2. Includes ongoing charges and the reinvestment of income. It excludes entry and exit fees.
  3. Has been calculated in GBP.
- Shares in the Fund were first issued in 2003. This share class was launched in 2009.

## Practical information

- **Depositary:** Brown Brothers Harriman Trustee Services (Ireland) Limited.
- **Documents, prices of shares and further information:** You can obtain copies of the Prospectus and the latest annual and semi-annual report and accounts for Vanguard Investment Series plc ("VIS"), along with the latest published prices of shares and other practical information on the Fund from Vanguard Investment Series plc c/o Brown Brothers Harriman Fund Administration Services (Ireland) Limited, 30 Herbert Street, Dublin 2, D02 W329, Ireland or from our website at <https://global.vanguard.com>. These documents are available in English only. The documents are available in English and are free of charge.
- **Prices:** The last published prices of shares in the Fund are also available from the FT's website [www.ft.com](http://www.ft.com) or <https://global.vanguard.com>
- **Tax:** VIS is subject to the tax laws of Ireland. Depending on your country of residence, this may have an impact on your personal tax position. You are recommended to consult your professional tax adviser.
- **Liability:** VGIL may be held liable solely on the basis of any statement contained in this document that is misleading, inaccurate or inconsistent with the relevant parts of the Prospectus for VIS.
- **Sub-funds:** VIS is an umbrella fund with a number of sub-funds. This document describes a sub-fund of VIS. The prospectus and periodic reports are prepared for the entire company.
- VIS is an umbrella Fund with segregated liability between sub-funds. This means that the holdings of the Fund are maintained separately under Irish law from holdings of other sub-funds of VF and your investment in the Fund will not be affected by any claims against any other sub-fund of VIS.
- **Shares:** You may exchange your shares in the Fund for shares in any other sub-fund of VIS. Details of switching are provided in the Prospectus.
- Information about other share classes offered by VIS can be found in the prospectus or from our website at <https://global.vanguard.com>.
- The Fund is not sponsored, endorsed or promoted by MSCI and MSCI bears no liability with respect to the Fund or the Benchmark. For more information, see the Fund's prospectus.
- **Remuneration policy:** Details of VGIL's Remuneration Policy are available at <https://www.ie.vanguard/content/dam/intl/europe/documents/ch/en/ucits-v-remuneration-policy.pdf>, including: (a) a description of how remuneration and benefits are calculated; and (b) the identities of persons responsible for awarding remuneration and benefits. A paper copy of these details may be obtained, free of charge, on request from VGIL at 70 Sir John Rogerson's Quay, Dublin 2, Ireland.

## Key Investor Information

This document provides you with key investor information about this fund. It is not marketing material. The information is required by law to help you understand the nature and the risks of investing in this fund. You are advised to read it so you can make an informed decision about whether to invest.

### Vanguard U.K. Investment Grade Bond Index Fund (the "Fund")

A sub-fund of Vanguard Investment Series Plc

GBP Acc

ISIN: IE00B1S74Q32

Manager: Vanguard Group (Ireland) Limited ("VGIL")

## Objectives and investment policy

- The Fund employs a passive management – or indexing – investment approach and seeks to track the performance of the Bloomberg GBP Non-Government Float Adjusted Bond Index (the "Index").
- The Index includes Sterling-denominated investment-grade bonds, excluding UK government debt and government related bonds, with maturities greater than one year. Investment-grade bonds are generally bonds with a relatively low risk of default.
- The Fund attempts to:
  1. Track the performance of the Index by investing in a portfolio of securities that, insofar as possible and practicable, consists of a representative sample of the component securities of the Index.
  2. Remain fully invested except in extraordinary market, political or similar conditions where the Fund may temporarily depart from this investment policy to avoid losses.
- The Fund may use derivatives in order to reduce risk or cost and/or generate extra income or growth. A derivative is a financial contract whose value is based on the value of a financial asset (such as a share, bond, or currency) or a market index.
- The base currency of the Fund is GBP.
- The Fund invests in securities which are denominated in currencies other than the base currency. Movements in currency exchange rates can affect the return of investments.
- The Fund is appropriate for long-term investment. You should have an investment horizon of at least 3 years.
- Income from the Fund will be reinvested and reflected in the price of shares in the Fund.
- Portfolio transaction costs will have an impact on performance.
- Subject to certain exceptions set out in the Prospectus, Shares in the Fund can be bought or sold or exchanged on a daily basis (save on certain bank / public holidays and subject to certain restrictions described in Appendix 1 of the Prospectus or in a separate Supplement) by submitting an application in writing. A list of the days on which shares in the Fund cannot be bought or sold is available on

<https://fund-docs.vanguard.com/holiday-calendar-vanguard-investment-series-plc-irish-funds.pdf>

**For further information about the objectives and investment policy of the Fund, as well as the limited relationship with the Index provider, please see Appendix 1 and Appendix 6 of the Vanguard Investment Series plc prospectus (the "Prospectus") on our website at <https://global.vanguard.com>**

## Risk and reward profile



- This indicator is based on historical data and may not be a reliable indication of the future risk profile of the Fund.
- The risk category shown is not guaranteed and may change over time.
- The lowest category does not mean "risk free".
- The Fund is rated 4 due to the nature of its investments which include the risks listed below. These factors may impact the value of the Fund's investments or expose the Fund to losses.
  - The value of bonds and fixed income-related securities is affected by influential factors such as interest rates, inflation, credit spreads and volatility which, in turn, are driven by other factors including political, economic news, company earnings and significant corporate events.
  - Investment risk is concentrated in specific sectors, countries, currencies or companies. This means the Fund is more sensitive to any localised economic, market, political or regulatory events.
  - Use of derivatives. The use of derivatives could increase or reduce exposure to underlying assets and result in greater fluctuations of the Fund's net asset value.

### The risk and reward indicator does not take account of the following risks of investing in the Fund:

- Counterparty risk. The insolvency of any institutions providing services such as safekeeping of assets or acting as counterparty to derivatives or other instruments, may expose the Fund to financial loss.
- Liquidity risk. Lower liquidity means there are insufficient buyers or sellers to allow the Fund to sell or buy investments readily. This could cause the Fund to incur higher costs when buying or selling investments or could mean that the Fund is not able to buy or sell investments when it would like to do so.
- Credit risk. The issuer of a financial asset held within the Fund may not pay income or repay capital to the Fund when due.
- Index tracking risk. The Fund is not expected to track the performance of the Index at all times with perfect accuracy. The Fund is, however,

expected to provide investment results that, before expenses, generally correspond to the price and yield performance of the Index.

- Index sampling risk. As the Fund uses an index sampling technique whereby a representative sample of securities are selected to represent the Index, there is the risk that the securities selected for the Fund may not, in the aggregate, approximate the full Index.
- Inflation risk. The value of your investments may not be worth as much in the future due to changes in purchasing power resulting from inflation.

**For further information on risks please see the "Risk Factors" section of the Prospectus on our website at <https://global.vanguard.com>**



## Charges

The charges you pay are used to pay the costs of running the Fund, including the costs of marketing and distributing it. These charges reduce the potential growth of your investment.

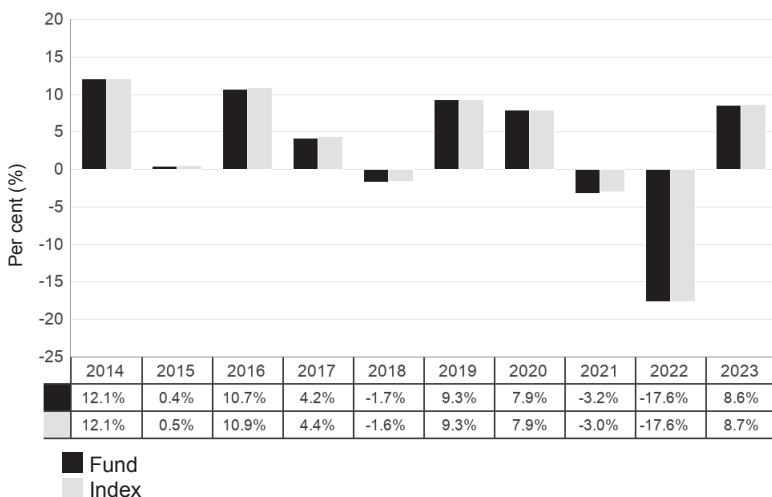
One-off charges taken before or after you invest	
Entry charge	None
Exit charge	None
Charges taken from the Fund over a year	
Ongoing charges	0.12%
Charges taken from the Fund under certain specific conditions	
Performance fee	None

The entry and exit charges shown are maximum figures and in some cases you might pay less. Investors can find out the actual entry and exit charges from their distributor and or adviser.

The ongoing charges figure is based on expenses for the year ended 31 December 2023. This figure may vary from year to year. It excludes portfolio transaction costs.

**For further information about charges, please see the sections entitled "Buying Shares", "Redeeming Shares", "Fees and Expenses", Appendix 1, and the "Swing Pricing" section in Appendix 2 of the Prospectus on our website at <https://global.vanguard.com>**

## Past performance



### • Past performance:

1. **Is not a reliable indication of future performance.**
  2. Includes ongoing charges and the reinvestment of income. It excludes entry and exit fees.
  3. Has been calculated in GBP.
- Shares in the Fund were first issued in 2007. This share class was launched in 2007.

## Practical information

- **Depositary:** Brown Brothers Harriman Trustee Services (Ireland) Limited.
- **Documents, prices of shares and further information:** You can obtain copies of the Prospectus and the latest annual and semi-annual report and accounts for Vanguard Investment Series plc ("VIS"), along with the latest published prices of shares and other practical information on the Fund from Vanguard Investment Series plc c/o Brown Brothers Harriman Fund Administration Services (Ireland) Limited, 30 Herbert Street, Dublin 2, D02 W329, Ireland or from our website at <https://global.vanguard.com>. These documents are available in English only. The documents are available in English and are free of charge.
- **Prices:** The last published prices of shares in the Fund are also available from the FT's website [www.ft.com](http://www.ft.com) or <https://global.vanguard.com>
- **Tax:** VIS is subject to the tax laws of Ireland. Depending on your country of residence, this may have an impact on your personal tax position. You are recommended to consult your professional tax adviser.
- **Liability:** VGIL may be held liable solely on the basis of any statement contained in this document that is misleading, inaccurate or inconsistent with the relevant parts of the Prospectus for VIS.
- **Sub-funds:** VIS is an umbrella fund with a number of sub-funds. This document describes a sub-fund of VIS. The prospectus and periodic reports are prepared for the entire company.
- VIS is an umbrella Fund with segregated liability between sub-funds. This means that the holdings of the Fund are maintained separately under Irish law from holdings of other sub-funds of VF and your investment in the Fund will not be affected by any claims against any other sub-fund of VIS.
- **Shares:** You may exchange your shares in the Fund for shares in any other sub-fund of VIS. Details of switching are provided in the Prospectus.
- Information about other share classes offered by VIS can be found in the prospectus or from our website at <https://global.vanguard.com>.
- Further information on the Index Provider please see the Fund's prospectus.
- **Remuneration policy:** Details of VGIL's Remuneration Policy are available at <https://www.ie.vanguard/content/dam/intl/europe/documents/ch/en/ucits-v-remuneration-policy.pdf>, including: (a) a description of how remuneration and benefits are calculated; and (b) the identities of persons responsible for awarding remuneration and benefits. A paper copy of these details may be obtained, free of charge, on request from VGIL at 70 Sir John Rogerson's Quay, Dublin 2, Ireland.